



April 13, 2017

The National Stock Exchange of India Limited
Exchange Plaza, Fifth Floor
Plot no. C/1, G- Block
Bandra Kula Complex
Bandra (E), Mumbai – 400051

The BSE Limited
15th Floor, P J Towers
Dalal Street, Mumbai - 400001

Sub:- Shareholding pattern under regulation 31 of the SEBI (LODR) Regulation, 2015



Dear Sir/ Madam,

Please find enclosed Shareholding Pattern of DEN Networks Limited for the quarter ended March 31, 2017 in compliance with regulation 31 of the Securities and Exchange Board of India (Listing Obligations and Disclosure Requirements) in prescribed format.

You are requested to take note of the same.

Yours faithfully

For DEN Networks Limited



Jatin Mahajan
(Company Secretary)
Membership no. F6887

Encl: As stated above.

DEN Networks Limited

CIN: L92490DL2007PLC165673

Registered Office: 236, Okhla Industrial Estate, Phase – III, New Delhi – 110 020.

Landline: +91 11 40522200 || Facsimile: +91 11 40522203 || E-Mail : den@denonline.in || www.dennetworks.com

Format of Holding of Specified securities

1. Name of Listed Entity: DEN NETWORKS LIMITED
2. Scrip Code/Name of Scrip/Class of Security: 533137, DEN, EQUITY SHARES
3. Share Holding Pattern Filed under: Reg. 31(1)(a)/Reg.31(1)(b)/Reg.31(1)(c)
 - a. if under 31(1)(b) then indicate the report for quarter ending 31/03/2017
 - b. if under 31(1)(c) then indicate date of allotment/extinguishment

4. Declaration : The Listed entity is required to submit the following declaration to the extent of submission of information:

Particulars	YES*	NO*
a. Whether the Listed Entity has issued any partly paid up shares		
b. Whether the Listed Entity has issued any Convertible Securities or Warrants?		No
c. Whether the Listed Entity has any shares against which depository receipts are issued?		No
d. Whether the Listed Entity has any shares in locked-in?		No
e. Whether any shares held by promoters are pledge or otherwise encumbered?	Yes	
	Yes	

*if the Listed Entity selects the option 'NO' for the questions above, the columns for the partly paid up shares, Outstanding Convertible Securities/Warrants, depository receipts, locked-in shares, No of shares pledged or otherwise encumbered by promoters, as applicable, shall not be displayed at the time of dissemination on the Stock Exchange website. Also wherever there is 'No' declared by Listed entity in above table the values will be considered as 'Zero' by default on submission of the format of holding of specified securities.

- 5 The tabular format for disclosure of holding of specified securities is as follows:



Table I - Summary Statement holding of specified securities

Category	Category of Shareholder	No of Shareholders	No of fully paid up equity shares held	No of Partly paid-up equity shares held	No of Shares Underlying Depository Receipts	Total No of Shares Held (IV)+(V)+(VI)	Shareholding as a % of total no of shares (As a % of (A+B+C2))	Number of Voting Rights held in each class of securities		No of Shares Underlying convertible securities (Including Warrants)	Shareholding as a % assuming full conversion of convertible securities (as a percentage of diluted share capital)	Number of Locked in Shares		Number of Shares pledged or otherwise encumbered	Number of equity shares held in dematerialized form
								Class X	Class Y			Total	As a % of total Shares held		
(I)	(II)	(III)	(IV)	(V)	(VI)	(VII)	(VIII)	No of Voting Rights		(X)	(XI)	(XII)	(XIII)	(XIV)	
									Total as a % of (A+B+C)						
(A)	Promoter & Promoter Group	7	713,60,420	-	-	713,60,420	36.78	713,60,420	36.78	-	36.78	-	82,00,000	11.49	713,60,420
(B)	Public	10,741	1226,65,425	-	-	1226,65,425	63.22	1226,65,425	63.22	-	63.22	446,52,752	NA	NA	1224,56,708
(C)	Non Promoter-Non Public														
(C1)	Shares underlying DRs	-	-	-	-	-	NA	-	-	-	NA	-	NA	NA	-
(C2)	Shares held by Employees Trusts	-	-	-	-	-	-	-	-	-	-	-	NA	NA	-
	Total:	10,748	1940,25,845	-	-	1940,25,845	100.00	1940,25,845	100.00	-	100.00	446,52,752	82,00,000	11.49	1938,17,128




Table II - Statement showing shareholding pattern of the Promoter and Promoter Group

Category	Shareholder	PAN	No of Shareholders	No of fully paid up equity shares held	No of Partly paid-up equity shares held	No of Shares Underlying Depository Receipts	Total No of Shares Held (IV+V+VI)	Shareholding as a % of total no of shares (calculated as per SCRR, 1957 (VIII) As a % of (A+B+C2)	Number of Voting Rights held in each class of securities			No of Shares Underlying convertible securities (Including Warrants)	Shareholding as a % assuming full conversion of convertible Securities (as a percentage of diluted share capital) (VII)+(X) As a % of (A+B+C2)	Number of Locked in Shares	Number of Shares pledged or otherwise encumbered	As a % of total Shares held	Number of equity shares held in dematerialized form
									Class X	Class Y	Total (IX)						
(1)	(I)	(II)	(III)	(IV)	(V)	(VI)	(VII)	(VIII)	No of Voting Rights			(X)	(XI)	(XII)	(XIII)	(XIV)	
(a)	Indian Individuals/Hindu undivided Family		4	508,07,950	0	0	508,07,950	26.19	0	508,07,950	0	26.19	0	0.00	-	0.00	508,07,950
	VAINDANA MANCHANDA	AAOPM4142R	1	3,70,900	0	0	3,70,900	0.19	0	3,70,900	0	0.19	0	0.00	-	0.00	3,70,900
	KAVITA MANCHANDA	AAOPM4143Q	1	37,57,500	0	0	37,57,500	1.94	0	37,57,500	0	1.94	0	0.00	-	0.00	37,57,500
	SAMEER MANCHANDA	AARPM0062H	1	466,54,550	0	0	466,54,550	24.05	0	466,54,550	0	24.05	0	0.00	-	0.00	466,54,550
(b)	SANJEEV MANCHANDA	AARPM0064B	1	25,000	0	0	25,000	0.01	0	25,000	0	0.01	0	0.00	-	0.00	25,000
(c)	Central Government/State Government(s)		0	-	0	0	-	0.00	0	-	0	0.00	0	0.00	-	0.00	-
(d)	Financial Institutions/Banks		0	-	0	0	-	0.00	0	-	0	0.00	0	0.00	-	0.00	-
	Any Other		3	205,52,470	0	0	205,52,470	10.59	0	205,52,470	0	10.59	0	0.00	-	0.00	-
	LUCID SYSTEMS PRIVATE LIMITED	AAACL6883D	1	160,00,000	0	0	160,00,000	8.25	0	160,00,000	0	8.25	0	0.00	82,00,000	39.90	205,52,470
	ACCESS EQUITY PRIVATE LIMITED	AABCA1218L	1	22,800	0	0	22,800	0.01	0	22,800	0	0.01	0	0.00	82,00,000	51.25	160,00,000
	VERVE ENGINEERING PRIVATE LIMITED	AACCV7364H	1	45,29,670	0	0	45,29,670	2.33	0	45,29,670	0	2.33	0	0.00	-	0.00	22,800
(2)	Sub-Total (A)(1)		7	713,60,420	0	0	713,60,420	36.78	0	713,60,420	0	36.78	0	0.00	82,00,000	11.49	713,60,420
(a)	Foreign Individuals (Non-Resident Individuals/Foreign Individuals)		0	-	0	0	-	0.00	0	-	0	0.00	0	0.00	-	0.00	-
(b)	Government		0	-	0	0	-	0.00	0	-	0	0.00	0	0.00	-	0.00	-
(c)	Institutions		0	-	0	0	-	0.00	0	-	0	0.00	0	0.00	-	0.00	-

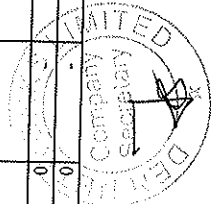


Table III - Statement showing shareholding pattern of the Public shareholder

Category	Category & Name of the Shareholder	PAN	No of Shareholders	No of fully paid up equity shares held	No of Partly paid-up equity shares held	No of Shares Underlying Depository Receipts	Total No of Shares Held (IV+V+VI)	Shareholding as a % of total no of shares (A+B+C2)	Number of Voting Rights held in each class of securities			No of Shares Underlying convertible securities (Including Warrants)	Shareholding as a % assuming full conversion of convertible Securities (as a percentage of diluted share capital)	Number of Locked in Shares		Number of Shares pledged or otherwise encumbered	Number of equity shares held in dematerialized form
									Class X	Class Y	Total (IX)			No.	As a % of total Shares held		
		(II)	(III)	(IV)	(V)	(VI)	(VII)	(VIII)	No of Voting Rights			(X)	(XI)	(XII)	(XIII)	(XIV)	
(I)	Institutions																
(a)	Mutual Funds																
(b)	Venture Capital Funds																
(c)	Alternate Investment Funds																
(d)	Foreign Venture Capital Investors																
(e)	Foreign Portfolio Investors																
(f)	EMERGING INDIA FOCUS FUND		45	377,83,785		0	377,83,785	19.47	377,83,785	0	377,83,785	19.47	0	19.47		NA	377,83,785
(g)	Foreign Portfolio Investors		1	24,49,651		0	24,49,651	1.26	24,49,651	0	24,49,651	1.26	0	1.26		NA	24,49,651
(h)	EMERGING INDIA FOCUS FUND		1	37,52,679		0	37,52,679	1.93	37,52,679	0	37,52,679	1.93	0	1.93		NA	37,52,679
(i)	BARON EMERGING MARKETS FUND		1	20,80,000		0	20,80,000	1.07	20,80,000	0	20,80,000	1.07	0	1.07		NA	20,80,000
(j)	ACACIA BANYAN PARTNERS		1	37,10,451		0	37,10,451	1.91	37,10,451	0	37,10,451	1.91	0	1.91		NA	37,10,451
(k)	THE SPRUCE HOUSE PARTNERSHIP LP		1	25,85,797		0	25,85,797	1.33	25,85,797	0	25,85,797	1.33	0	1.33		NA	25,85,797
(l)	MSD INDIA FUND LTD		1	44,20,000		0	44,20,000	2.28	44,20,000	0	44,20,000	2.28	0	2.28		NA	44,20,000
(m)	ACACIA PARTNERS LP		1	36,40,000		0	36,40,000	1.88	36,40,000	0	36,40,000	1.88	0	1.88		NA	36,40,000
(n)	ACACIA INSTITUTIONAL PARTNERS LP		1	32,16,031		0	32,16,031	1.66	32,16,031	0	32,16,031	1.66	0	1.66		NA	32,16,031
(o)	ROUTE ONE OFFSHORE MASTER FUND L.P.		1	29,63,402		0	29,63,402	1.53	29,63,402	0	29,63,402	1.53	0	1.53		NA	29,63,402
(p)	ROUTE ONE FUND I L.P.		1	25,40,300		0	25,40,300	1.31	25,40,300	0	25,40,300	1.31	0	1.31		NA	25,40,300
(q)	ACACIA CONSERVATION FUND LP		4	19,16,644		0	19,16,644	0.99	19,16,644	0	19,16,644	0.99	0	0.99		NA	19,16,644
(r)	Financial Institutions/Banks																
(s)	Insurance Companies																
(t)	Provident Funds/Pension Funds																
(u)	Ay Other		6	566,74,149		0	566,74,149	29.21	566,74,149	0	566,74,149	29.21	0	29.21		NA	566,74,149
(v)	FOREIGN CORPORATE BODIES																
(w)	TARA INDIA HOLDINGS A LTD		1	27,48,253		0	27,48,253	1.42	27,48,253	0	27,48,253	1.42	0	1.42		NA	27,48,253
(x)	BROAD STREET INVESTMENTS (SINGAPORE) PTE. LTD		1	418,28,930		0	418,28,930	21.56	418,28,930	0	418,28,930	21.56	0	21.56		NA	418,28,930
(y)	AAFCB4970J		1	28,82,671		0	28,82,671	1.49	28,82,671	0	28,82,671	1.49	0	1.49		NA	28,82,671
(z)	AAICM6046R		1														



	1	28,23,822	0	0	28,23,822	1.46	28,23,822	0	28,23,822	1.46	0	1.46	28,23,822	100.00	NA	NA	28,23,822	
MBD BRIDGE STREET 2016 INVESTMENTS (SINGAPORE) PTE	AAKCM6082H																	
STANDARD CHARTERED IL AND FS ASIA INFRASTRUCTURE G	AAMCS796N	58,40,009	0	0	58,40,009	3.01	58,40,009	0	58,40,009	3.01	0	3.01	-	NA	NA		58,40,009	
Sub Total (B)(1)		963,74,578	0	0	963,74,578	49.67	963,74,578	0	963,74,578	49.67	0	49.67	446,52,752	46.33	NA	NA	963,74,578	
Central Government/State Government(s)/President of India		-	0	0	-	0.00	-	0	-	0.00	0	0.00	-	NA	NA		-	
Sub Total (B)(2)		-	0	0	-	0.00	-	0	-	0.00	0	0.00	-	NA	NA		-	
Non-Institutions																		
i. Individual shareholders holding nominal share capital up to Rs.2 lakhs		10,152	0	0	30,79,279	1.59	30,79,279	0	30,79,279	1.59	0	1.59	-	NA	NA		30,08,352	
ii. Individual shareholders holding nominal share capital in excess of Rs. 2 Lakhs		50	0	0	96,71,464	4.98	96,71,464	0	96,71,464	4.98	0	4.98	-	NA	NA		95,33,674	
NBFCs Registered with RBI																		
Employee Trusts		4	0	0	5,400	0.00	5,400	0	5,400	0.00	0	0.00	-	NA	NA		5,400	
Overseas Depositories (Holding DRs/Balancing figure)		-	0	0	-	0.00	-	0	-	0.00	0	0.00	-	NA	NA		-	
Any Other		-	0	0	-	0.00	-	0	-	0.00	0	0.00	-	NA	NA		-	
TRUSTS																		
NON RESIDENT INDIANS		2	0	0	3,00,800	0.16	3,00,800	0	3,00,800	0.16	0	0.16	-	NA	NA		3,00,800	
CLEARING MEMBERS		82	0	0	5,59,082	0.29	5,59,082	0	5,59,082	0.29	0	0.29	-	NA	NA		5,59,082	
NON RESIDENT INDIAN NON REPATRIABLE		55	0	0	55,579	0.03	55,579	0	55,579	0.03	0	0.03	-	NA	NA		55,579	
BODIES CORPORATES		32	0	0	46,971	0.02	46,971	0	46,971	0.02	0	0.02	-	NA	NA		46,971	
VISTRA ITC INDIA LIMITED	AAATT9623J	1	0	0	125,72,272	6.48	125,72,272	0	125,72,272	6.48	0	6.48	-	NA	NA		125,72,272	
ACCOLADE HOLDINGS PRIVATE LIMITED	AADCB7645Q	2	0	0	19,44,708	1.00	19,44,708	0	19,44,708	1.00	0	1.00	-	NA	NA		19,44,708	
Sub Total (B)(3)		10,688	0	0	262,90,847	13.55	262,90,847	0	262,90,847	13.55	0	13.55	-	NA	NA		260,82,130	
Total Public Shareholding (B) = (B)(1)+(B)(2)+(B)(3)		10,741	0	0	1226,65,425	63.22	1226,65,425	0	1226,65,425	63.22	0	63.22	446,52,752	36.40			1224,56,708	



Table IV - Statement showing shareholding pattern of the Non Promoter - Non Public Shareholder

Category	Shareholder	PAN	No of Shareholders	No of fully paid up equity shares held	No of Partly paid-up equity shares held	No of Underlying Depository Receipts	Total No of Shares Held (IV+V+VI)	Shareholding as a % of total no of shares (A+B+C2)	Number of Voting Rights held in each class of securities			No of Shares Underlying convertible securities (Including Warrants)	Shareholding as a % assuming full conversion of convertible securities (as a percentage of diluted share capital)	Number of Locked in Shares		Number of Shares pledged or otherwise encumbered	Number of equity shares held in dematerialized form
									Class X	Class Y	Total			No.	As a % of total Shares held		
(1)	Custodian/DR Holder	(II)	(III)	(IV)	(V)	(VI)	(VII)	(VIII)	(IX)	(X)	(XI)	(XII)	(XIII)	(XIV)			
(2)	Employee Benefit Trust (under SEBI/Share)			0	0	0	0	0.00	0	0	0	0.00	0	0.00	0	0.00	0
	Total Non-Promoter-Non Public Shareholder			0	0	0	0	0.00	0	0	0	0.00	0	0.00	0	0.00	0



Details of the shareholders acting as persons in Concert including their Shareholding:

Name of Shareholder	Name of PAC	No of shares	Holding%
Total:			0



Details of Shares which remain unclaimed may be given hear along with details such as number of shareholders, outstanding shares held in demat/unclaimed suspense account

No of Shareholders	No of shares
--------------------	--------------

