

**FORM NO. MGT-7**

[Pursuant to sub-Section(1) of section 92 of the Companies Act, 2013 and sub-rule (1) of rule 11of the Companies (Management and Administration) Rules, 2014]



# Annual Return

(other than OPCs and Small Companies)

Form language ☒ English ☐ Hindi

Refer the instruction kit for filing the form.

**I. REGISTRATION AND OTHER DETAILS**

(i) \* Corporate Identification Number (CIN) of the company

L92490MH2007PLC344765

Pre-fill

Global Location Number (GLN) of the company

\* Permanent Account Number (PAN) of the company

(ii) (a) Name of the company

DEN NETWORKS LIMITED

(b) Registered office address

Unit No.116,First Floor,CWing Bldg. No.2 Kailas  
IndustrialComplex L.B.S Marg Park Site Vikhroli(W)  
Mumbai  
Mumbai City  
Maharashtra  
400070

(c) \*e-mail ID of the company

investorrelations@denonline.in

(d) \*Telephone number with STD code

02225170178

(e) Website

www.dennetworks.com

(iii) Date of Incorporation

10/07/2007

(iv)	Type of the Company	Category of the Company	Sub-category of the Company
	Public Company	Company limited by shares	Indian Non-Government company

(v) Whether company is having share capital



Yes



No

(vi) \*Whether shares listed on recognized Stock Exchange(s)



Yes



No

(a) Details of stock exchanges where shares are listed

S. No.	Stock Exchange Name	Code
1	BSE Limited	1
2	National Stock Exchange of India Limited	1,024

(b) CIN of the Registrar and Transfer Agent

L72400MH2017PLC444072

Pre-fill

Name of the Registrar and Transfer Agent

KFIN TECHNOLOGIES LIMITED

Registered office address of the Registrar and Transfer Agents

301, The Centrium, 3rd Floor, 57, Lal Bahadur Shastri Road,  
Nav Pada, Kurla (West) Kurla

(vii) \*Financial year From date 01/04/2024 (DD/MM/YYYY) To date 31/03/2025 (DD/MM/YYYY)

(viii) \*Whether Annual general meeting (AGM) held ☒ Yes ☐ No

(a) If yes, date of AGM

(b) Due date of AGM

30/09/2025

(c) Whether any extension for AGM granted

☐ Yes ☒ No

## II. PRINCIPAL BUSINESS ACTIVITIES OF THE COMPANY

\*Number of business activities

1

S.No	Main Activity group code	Description of Main Activity group	Business Activity Code	Description of Business Activity	% of turnover of the company
1	J	Information and communication	J4	Broadcasting and programming activities	100

## III. PARTICULARS OF HOLDING, SUBSIDIARY AND ASSOCIATE COMPANIES (INCLUDING JOINT VENTURES)

\*No. of Companies for which information is to be given

26

Pre-fill All

S.No	Name of the company	CIN / FCRN	Holding/ Subsidiary/Associate/ Joint Venture	% of shares held
1	DEN BROADBAND LIMITED	U74140DL2011PLC228312	Subsidiary	100
2	FUTURISTIC MEDIA AND ENTER	U28910DL2007PLC169149	Subsidiary	100

3	MAHADEV DEN CABLE NETWORKS +	U92190DL2008PLC402298	Subsidiary	51
4	DEN AMBEY CABLE NETWORKS +	U92130DL2007PTC167995	Subsidiary	61
5	DEN ENJOY CABLE NETWORKS +	U32204DL2007PTC168283	Subsidiary	59.33
6	EMINENT CABLE NETWORK PRIVATE +	U92400DL2012PTC231558	Subsidiary	56
7	DEN F K CABLE TV NETWORK PRIVATE +	U72900DL2008PTC175841	Subsidiary	51
8	DEN KASHI CABLE NETWORK LIMITED +	U15122DL2007PLC169854	Subsidiary	51
9	DEN SAYA CHANNEL NETWORKS +	U72900DL2008PLC178181	Subsidiary	51
10	MAHAVIR DEN ENTERTAINMENT +	U74900DL2009PTC192223	Subsidiary	51.15
11	SRISHTI DEN NETWORKS LIMITED +	U92100DL2012PLC235925	Subsidiary	51
12	ROSE ENTERTAINMENT PRIVATE +	U92190DL2012PTC232947	Subsidiary	51
13	MEERUT CABLE NETWORK PRIVATE +	U92132UP2003PTC027856	Subsidiary	51
14	MANSION CABLE NETWORK PRIVATE +	U92490DL2012PTC246019	Subsidiary	66
15	LIBRA CABLE NETWORK LIMITED +	U92490DL2012PLC246586	Subsidiary	51
16	DEN RAJKOT CITY COMMUNICATIONS +	U64204GJ2006PTC049169	Subsidiary	51
17	DEN NASHIK CITY CABLE NETWORK +	U92190MH2007PTC171273	Subsidiary	51
18	DEN PREMIUM MULTILINK CABLE +	U74990MH2010PTC201849	Subsidiary	51
19	DEN DISCOVERY DIGITAL NETWORKS +	U74900MH2013PTC240517	Subsidiary	51
20	DEN ENJOY NAVARATAN NETWORKS +	U64200DL2008PTC173660	Subsidiary	51
21	VBS DIGITAL DISTRIBUTION NETWORK +	U70102UP2015PLC075160	Subsidiary	51
22	DEN MALAYALAM TELENET PRIVATE +	U64204KL2004PTC016811	Subsidiary	51
23	DEN BUDAUN CABLE NETWORKS +	U64203DL2008PTC180352	Subsidiary	56.88
24	DEN FATEH MARKETING PRIVATE +	U52599UP2007PTC032860	Subsidiary	51
25	DEN ADN NETWORK PRIVATE LIMITED +	U74999DL2011PTC227604	Subsidiary	51
26	DRASHTI CABLE NETWORK LIMITED +	U74120DL2008PLC173551	Subsidiary	82.85

#### IV. SHARE CAPITAL, DEBENTURES AND OTHER SECURITIES OF THE COMPANY

(i) \*SHARE CAPITAL

(a) Equity share capital

Particulars	Authorised capital	Issued capital	Subscribed capital	Paid up capital
Total number of equity shares	500,000,000	477,223,845	477,223,845	477,223,845
Total amount of equity shares (in Rupees)	5,000,000,000	4,772,238,450	4,772,238,450	4,772,238,450

Number of classes

1

Class of Shares	Authorised capital	Issued capital	Subscribed capital	Paid up capital
Equity Shares				
Number of equity shares	500,000,000	477,223,845	477,223,845	477,223,845
Nominal value per share (in rupees)	10	10	10	10
Total amount of equity shares (in rupees)	5,000,000,000	4,772,238,450	4,772,238,450	4,772,238,450

(b) Preference share capital

Particulars	Authorised capital	Issued capital	Subscribed capital	Paid-up capital
Total number of preference shares	0	0	0	0
Total amount of preference shares (in rupees)	0	0	0	0

Number of classes

0

Class of shares	Authorised capital	Issued capital	Subscribed capital	Paid up capital
Number of preference shares				
Nominal value per share (in rupees)				
Total amount of preference shares (in rupees)				

(c) Unclassified share capital

Particulars	Authorised Capital
Total amount of unclassified shares	0

(d) Break-up of paid-up share capital

Class of shares	Number of shares			Total nominal amount	Total Paid-up amount	Total premium
Equity shares	Physical	DEMAT	Total			
At the beginning of the year	186,144	477,037,701	477223845	4,772,238,4	4,772,238,	

<b>Increase during the year</b>	0	3,583	3583	0	0	0
i. Pubic Issues	0	0	0	0	0	0
ii. Rights issue	0	0	0	0	0	0
iii. Bonus issue	0	0	0	0	0	0
iv. Private Placement/ Preferential allotment	0	0	0	0	0	0
v. ESOPs	0	0	0	0	0	0
vi. Sweat equity shares allotted	0	0	0	0	0	0
vii. Conversion of Preference share	0	0	0	0	0	0
viii. Conversion of Debentures	0	0	0	0	0	0
ix. GDRs/ADRs	0	0	0	0	0	0
x. Others, specify		3,583	3583			
Dematerialisation of Shares						
<b>Decrease during the year</b>	3,583	0	3583	0	0	0
i. Buy-back of shares	0	0	0	0	0	0
ii. Shares forfeited	0	0	0	0	0	0
iii. Reduction of share capital	0	0	0	0	0	0
iv. Others, specify	3,583		3583			
Dematerialisation of Shares						
<b>At the end of the year</b>	182,561	477,041,284	477223845	4,772,238,4	4,772,238,	
<b>Preference shares</b>						
<b>At the beginning of the year</b>	0	0	0	0	0	
<b>Increase during the year</b>	0	0	0	0	0	0
i. Issues of shares	0	0	0	0	0	0
ii. Re-issue of forfeited shares	0	0	0	0	0	0
iii. Others, specify						
<b>Decrease during the year</b>	0	0	0	0	0	0
i. Redemption of shares	0	0	0	0	0	0

ii. Shares forfeited	0	0	0	0	0	0
iii. Reduction of share capital	0	0	0	0	0	0
iv. Others, specify						
<b>At the end of the year</b>	0	0	0	0	0	

ISIN of the equity shares of the company

INE947J01015

**(ii) Details of stock split/consolidation during the year (for each class of shares)**

0

Class of shares		(i)	(ii)	(iii)
Before split / Consolidation	Number of shares			
	Face value per share			
After split / Consolidation	Number of shares			
	Face value per share			

**(iii) Details of shares/Debentures Transfers since closure date of last financial year (or in the case of the first return at any time since the incorporation of the company) \***

☒ Nil

[Details being provided in a CD/Digital Media]

☐ Yes

☐ No

☐ Not Applicable

Separate sheet attached for details of transfers

☐ Yes

☐ No

Note: In case list of transfer exceeds 10, option for submission as a separate sheet attachment or submission in a CD/Digital Media may be shown.

Date of the previous annual general meeting			
Date of registration of transfer (Date Month Year)			
Type of transfer		1 - Equity, 2- Preference Shares,3 - Debentures, 4 - Stock	
Number of Shares/ Debentures/ Units Transferred		Amount per Share/ Debenture/Unit (in Rs.)	

Ledger Folio of Transferor			
Transferor's Name			
	Surname	middle name	first name
Ledger Folio of Transferee			
Transferee's Name			
	Surname	middle name	first name

Date of registration of transfer (Date Month Year)			
Type of transfer		1 - Equity, 2- Preference Shares,3 - Debentures, 4 - Stock	
Number of Shares/ Debentures/ Units Transferred		Amount per Share/ Debenture/Unit (in Rs.)	
Ledger Folio of Transferor			
Transferor's Name			
	Surname	middle name	first name
Ledger Folio of Transferee			
Transferee's Name			
	Surname	middle name	first name

**(iv) \*Debentures (Outstanding as at the end of financial year)**

Particulars	Number of units	Nominal value per unit	Total value
Non-convertible debentures	0	0	0
Partly convertible debentures	0	0	0
Fully convertible debentures	0	0	0

Particulars	Number of units	Nominal value per unit	Total value
Total			0

**Details of debentures**

Class of debentures	Outstanding as at the beginning of the year	Increase during the year	Decrease during the year	Outstanding as at the end of the year
Non-convertible debentures	0	0	0	0
Partly convertible debentures	0	0	0	0
Fully convertible debentures	0	0	0	0

**(v) Securities (other than shares and debentures)**

0

Type of Securities	Number of Securities	Nominal Value of each Unit	Total Nominal Value	Paid up Value of each Unit	Total Paid up Value
Total					

**V. \*Turnover and net worth of the company (as defined in the Companies Act, 2013)**

**(i) Turnover**

9,891,450,000

**(ii) Net worth of the Company**

37,306,950,000

**VI. (a) \*SHARE HOLDING PATTERN - Promoters**

S. No.	Category	Equity		Preference	
		Number of shares	Percentage	Number of shares	Percentage
1.	Individual/Hindu Undivided Family				
	(i) Indian	21,752,620	4.56	0	
	(ii) Non-resident Indian (NRI)	0	0	0	
	(iii) Foreign national (other than NRI)	0	0	0	
2.	Government				
	(i) Central Government	0	0	0	
	(ii) State Government	0	0	0	
	(iii) Government companies	0	0	0	

3.	Insurance companies	0	0	0	
4.	Banks	0	0	0	
5.	Financial institutions	0	0	0	
6.	Foreign institutional investors	0	0	0	
7.	Mutual funds	0	0	0	
8.	Venture capital	0	0	0	
9.	Body corporate (not mentioned above)	335,707,332	70.35	0	
10.	Others	0	0	0	
	<b>Total</b>	357,459,952	74.91	0	0

**Total number of shareholders (promoters)**

16

**(b) \*SHARE HOLDING PATTERN - Public/Other than promoters**

S. No.	Category	Equity		Preference	
		Number of shares	Percentage	Number of shares	Percentage
1.	Individual/Hindu Undivided Family				
	(i) Indian	100,644,246	21.09	0	
	(ii) Non-resident Indian (NRI)	3,045,262	0.64	0	
	(iii) Foreign national (other than NRI)	0	0	0	
2.	Government				
	(i) Central Government	0	0	0	
	(ii) State Government	0	0	0	
	(iii) Government companies	0	0	0	
3.	Insurance companies	645,974	0.14	0	
4.	Banks	0	0	0	
5.	Financial institutions	0	0	0	
6.	Foreign institutional investors	3,931,146	0.82	0	
7.	Mutual funds	0	0	0	

8.	Venture capital	0	0	0	
9.	Body corporate (not mentioned above)	11,035,542	2.31	0	
10.	Others Employees Welfare Trust, C	461,723	0.1	0	
	<b>Total</b>	119,763,893	25.1	0	0

**Total number of shareholders (other than promoters)**

167,074

**Total number of shareholders (Promoters+Public/  
Other than promoters)**

167,090

**(c) \*Details of Foreign institutional investors' (FIIs) holding shares of the company**

29

Name of the FII	Address	Date of Incorporation	Country of Incorporation	Number of shares held	% of shares held
AMERICAN CENTURY F	4500 MAIN STREET KANSAS CITY M			481	0
CITADEL SECURITIES S	#22-01 and #22-02 Asia Square To			4,235	0
EMERGING MARKETS C	20 Triton Street Regents Place Lon			33,097	0.01
EMERGING MARKETS T	25/28 NORTH WALL QUAY DUBLIN			55,228	0.01
EMERGING MARKETS E	Suite 820 7 St. Paul Street Baltimor			45,465	0.01
THE EMERGING MARK	6300 Bee Cave Road Building One			233,564	0.05
EMERGING MARKETS C	6300 Bee Cave Road Building One			376,689	0.08
AMERICAN CENTURY F	4500 MAIN STREET KANSAS CITY M			238,517	0.05
SOCIETE GENERALE - C	29 BOULEVARD HAUSSMANN PAR			31,221	0.01
BNP PARIBAS FINANCI	1 RUE LAFFITTE PARIS			501	0
LOS ANGELES CITY EM	202 West First Street Suite 500 Los			23,701	0
CUSTODY BANK OF JA	8 12 HARUMI 1 CHOME CHUO KU			72,948	0.02
EMERGING MARKETS S	6300 Bee Cave Road Building One			55,826	0.01
ALASKA PERMANENT	801 WEST 10TH STREET JUNEAU /			40,271	0.01
EMERGING MARKETS S	25/28 NORTH WALL QUAY DUBLIN			41,740	0.01
EMERGING MARKETS V	25/28 NORTH WALL QUAY DUBLIN			53,350	0.01
RED BAY LTD	CODAN (MAURITIUS) LIMITED LEV			147,854	0.03

Name of the FII	Address	Date of Incorporation	Country of Incorporation	Number of shares held	% of shares held
CITY OF NEW YORK GP	ONE CENTRE STREET NEW YORK N			78,066	0.02
DIMENSIONAL FUNDS	25/28 NORTH WALL QUAY DUBLIN			20,847	0
CC&L Q GLOBAL SMALL	2300 1111 WEST GEORGIA STREET			605	0
COPTHALL MAURITIUS	CIM CORPORATE SERVICES LTD LE			1,386	0
DIMENSIONAL EMERG	6300 Bee Cave Road Building One			255,007	0.05
EMERGING MARKETS	6300 BEE CAVE ROAD BUILDING O			17,185	0
1729 CAPITAL	GFIN CORPORATE SERVICES LTD 6			988,228	0.21
MORGAN STANLEY AS	23 Church Street 16-01 Capital Sq			112,979	0.02

**VII. \*NUMBER OF PROMOTERS, MEMBERS, DEBENTURE HOLDERS**  
**(Details, Promoters, Members (other than promoters), Debenture holders)**

Details	At the beginning of the year	At the end of the year
Promoters	16	16
Members (other than promoters)	123,332	167,074
Debenture holders	0	0

**VIII. DETAILS OF DIRECTORS AND KEY MANAGERIAL PERSONNEL**












**(A) \*Composition of Board of Directors**

Category	Number of directors at the beginning of the year		Number of directors at the end of the year		Percentage of shares held by directors as at the end of year	
	Executive	Non-executive	Executive	Non-executive	Executive	Non-executive
<b>A. Promoter</b>	0	0	0	0	0	0
<b>B. Non-Promoter</b>	0	8	0	8	0	3.69
(i) Non-Independent	0	4	0	4	0	3.69
(ii) Independent	0	4	0	4	0	0
<b>C. Nominee Directors representing</b>	0	0	0	0	0	0
(i) Banks & FIs	0	0	0	0	0	0
(ii) Investing institutions	0	0	0	0	0	0

(iii) Government	0	0	0	0	0	0
(iv) Small share holders	0	0	0	0	0	0
(v) Others	0	0	0	0	0	0
Total	0	8	0	8	0	3.69

Number of Directors and Key managerial personnel (who is not director) as on the financial year end date 11

**(B) (i) \*Details of directors and Key managerial personnel as on the closure of financial year**

Name	DIN/PAN	Designation	Number of equity share(s) held	Date of cessation (after closure of financial year : If any)
SAMEER MANCHAND 	00015459	Director	17,599,220	
GEETA KALYANDAS I 	03341926	Director		
SAURABH SANCHETI 	08349457	Director		
ANUJ JAIN	08351295	Director		
RAJENDRA DWARKA 	00160602	Director		
ACHUTHAN SIDDHAR 	00016278	Director		
RAHUL YOGENDRA D 	08872616	Director		
NAINA KRISHNA MUR 	01216114	Director		
SHAILENDER NATH S 		CEO	599,485	
SATYENDRA JINDAL		CFO		
HEMA KUMARI		Company Secretar		

**(ii) Particulars of change in director(s) and Key managerial personnel during the year**

0

Name	DIN/PAN	Designation at the beginning / during the financial year	Date of appointment/ change in designation/ cessation	Nature of change (Appointment/ Change in designation/ Cessation)

**IX. MEETINGS OF MEMBERS/CLASS OF MEMBERS/BOARD/COMMITTEES OF THE BOARD OF DIRECTORS**

**A. MEMBERS/CLASS /REQUISITIONED/NCLT/COURT CONVENED MEETINGS**

Number of meetings held

1

Type of meeting	Date of meeting	Total Number of Members entitled to attend meeting	Attendance	
			Number of members attended	% of total shareholding
Annual General Meeting	16/09/2024	157,915	200	75.92

## B. BOARD MEETINGS

\*Number of meetings held

4

S. No.	Date of meeting	Total Number of directors associated as on the date of meeting	Attendance	
			Number of directors attended	% of attendance
1	16/04/2024	8	7	87.5
2	15/07/2024	8	8	100
3	10/10/2024	8	7	87.5
4	13/01/2025	8	7	87.5

## C. COMMITTEE MEETINGS

Number of meetings held

12

S. No.	Type of meeting	Date of meeting	Total Number of Members as on the date of the meeting	Attendance	
				Number of members attended	% of attendance
1	Audit Committee	16/04/2024	4	4	100
2	Audit Committee	15/07/2024	4	3	75
3	Audit Committee	10/10/2024	4	3	75
4	Audit Committee	13/01/2025	4	4	100
5	Audit Committee	21/01/2025	4	4	100
6	Nomination and Remuneration Committee	16/04/2024	3	2	66.67
7	Corporate Social Responsibility Committee	16/04/2024	3	2	66.67
8	Corporate Social Responsibility Committee	13/01/2025	3	2	66.67
9	Stakeholders Forum	16/04/2024	3	2	66.67
10	Stakeholders Forum	10/10/2024	3	2	66.67

## D. \*ATTENDANCE OF DIRECTORS

S. No.	Name of the director	Board Meetings			Committee Meetings			Whether attended AGM held on
		Number of Meetings which director was entitled to attend	Number of Meetings attended	% of attendance	Number of Meetings which director was entitled to attend	Number of Meetings attended	% of attendance	
								(Y/N/NA)
1	SAMEER MAHESHWARI	4	4	100	7	7	100	
2	GEETA KALYAN	4	4	100	0	0	0	
3	SAURABH SAHNI	4	4	100	7	7	100	
4	ANUJ JAIN	4	1	25	0	0	0	
5	RAJENDRA D	4	4	100	12	12	100	
6	ACHUTHAN S	4	4	100	0	0	0	
7	RAHUL YOGESH	4	3	75	5	5	100	
8	NAINA KRISHNAN	4	3	75	12	3	25	

#### X. \*REMUNERATION OF DIRECTORS AND KEY MANAGERIAL PERSONNEL

☐ Nil

Number of Managing Director, Whole-time Directors and/or Manager whose remuneration details to be entered

0

S. No.	Name	Designation	Gross Salary	Commission	Stock Option/ Sweat equity	Others	Total Amount
1							0
	Total						

Number of CEO, CFO and Company secretary whose remuneration details to be entered

3

S. No.	Name	Designation	Gross Salary	Commission	Stock Option/ Sweat equity	Others	Total Amount
1	SHAILENDER NATH	Chief Executive Officer	49,980,000	0	0	2,520,000	52,500,000
2	SATYENDRA JINDAL	Chief Financial Officer	6,363,460	0	0	2,962,516	9,325,976
3	HEMA KUMARI	Company Secretary	2,029,348	0	0	807,584	2,836,932
	Total		58,372,808	0	0	6,290,100	64,662,908

Number of other directors whose remuneration details to be entered

8

S. No.	Name	Designation	Gross Salary	Commission	Stock Option/ Sweat equity	Others	Total Amount
--------	------	-------------	--------------	------------	-------------------------------	--------	--------------

S. No.	Name	Designation	Gross Salary	Commission	Stock Option/ Sweat equity	Others	Total Amount
1	SAMEER MANCHA	Non- Executive   +	0	0	0	270,000	270,000
2	RAJENDRA DWAR	Independent Dir +	0	0	0	330,000	330,000
3	SAURABH SANCHI	Non- Executive   +	0	0	0	270,000	270,000
4	GEETA KALYANDA	Non- Executive   +	0	0	0	200,000	200,000
5	ANUJ JAIN	Non- Executive   +	0	0	0	50,000	50,000
6	ACHUTHAN SIDDH	Independent Dir +	0	0	0	210,000	210,000
7	RAHUL YOGENDR	Independent Dir +	0	0	0	260,000	260,000
8	NAINA KRISHNA M	Independent Dir +	0	0	0	240,000	240,000
	Total		0	0	0	1,830,000	1,830,000

#### XI. MATTERS RELATED TO CERTIFICATION OF COMPLIANCES AND DISCLOSURES

\* A. Whether the company has made compliances and disclosures in respect of applicable provisions of the Companies Act, 2013 during the year ☒ Yes ☐ No

B. If No, give reasons/observations

#### XII. PENALTY AND PUNISHMENT - DETAILS THEREOF

(A) DETAILS OF PENALTIES / PUNISHMENT IMPOSED ON COMPANY/DIRECTORS /OFFICERS ☒ Nil

Name of the company/ directors/ officers	Name of the court/ concerned Authority	Date of Order	Name of the Act and section under which penalised / punished	Details of penalty/ punishment	Details of appeal (if any) including present status

(B) DETAILS OF COMPOUNDING OF OFFENCES ☐ Nil

0

Name of the company/ directors/ officers	Name of the court/ concerned Authority	Date of Order	Name of the Act and section under which offence committed	Particulars of offence	Amount of compounding (in Rupees)

#### XIII. Whether complete list of shareholders, debenture holders has been enclosed as an attachment

☐ Yes ☒ No

(In case of 'No', submit the details separately through the method specified in instruction kit)

#### XIV. COMPLIANCE OF SUB-SECTION (2) OF SECTION 92, IN CASE OF LISTED COMPANIES

In case of a listed company or a company having paid up share capital of Ten Crore rupees or more or turnover of Fifty Crore rupees or more, details of company secretary in whole time practice certifying the annual return in Form MGT-8.

Name

Whether associate or fellow ☐ Associate ☐ Fellow

Certificate of practice number

#### I/We certify that:

- (a) The return states the facts, as they stood on the date of the closure of the financial year aforesaid correctly and adequately.  
(b) Unless otherwise expressly stated to the contrary elsewhere in this Return, the Company has complied with all the provisions of the Act during the financial year.

#### Declaration

I am Authorised by the Board of Directors of the company vide resolution no. ..  dated

(DD/MM/YYYY) to sign this form and declare that all the requirements of the Companies Act, 2013 and the rules made thereunder in respect of the subject matter of this form and matters incidental thereto have been complied with. I further declare that:

1. Whatever is stated in this form and in the attachments thereto is true, correct and complete and no information material to the subject matter of this form has been suppressed or concealed and is as per the original records maintained by the company.
2. All the required attachments have been completely and legibly attached to this form.

**Note: Attention is also drawn to the provisions of Section 447, section 448 and 449 of the Companies Act, 2013 which provide for punishment for fraud, punishment for false statement and punishment for false evidence respectively.**

#### To be digitally signed by

Director

DIN of the director

To be digitally signed by

- ☐ Company Secretary  
☐ Company secretary in practice

Membership number

Certificate of practice number

**Attachments**

1. List of share holders, debenture holders
2. Approval letter for extension of AGM;
3. Copy of MGT-8;
4. Optional Attachement(s), if any

**Attach****Attach****Attach****Attach****List of attachments**

--

**Remove attachment**

Modify

Check Form

Prescrutiny

Submit

---

**This eForm has been taken on file maintained by the Registrar of Companies through electronic mode and on the basis of statement of correctness given by the company**

**DEN NETWORKS LIMITED**

**GIST OF ANNEXURES ATTACHED TO FORM MGT-7  
FINANCIAL YEAR 2024-25**

<b>Sr. No.</b>	<b>Particulars</b>	<b>Annexure No.</b>	<b>Page Nos.</b>
1.	Field III Particulars of Holding, Subsidiary and Associate companies (including Joint Ventures)	Annexure 1	1
2.	Field VI (a) Shareholding Pattern- Promoters and Field VII - Number of Promoters, Members, Debenture Holders	Annexure 2	2-3
3.	Field VI (b) Shareholding Pattern - Public/Other than promoters	Annexure 3	4
4.	Field VI (c) Details of Foreign Institutional Investors' holding shares of the Company	Annexure 4	5-9
5.	Field IX - Meetings of Members/Class of Members/Board/Committees of Board of Directors (C) - Committee Meetings	Annexure 5	10
6.	Field X. Remuneration of Directors and Key Managerial Personnel	Annexure 6	11
7.	Designated Person under Rule 9 of Companies (Management and Administration) Rules, 2014	Annexure 7	12

**CERTIFIED TO BE TRUE**  
**For DEN NETWORKS LIMITED**

**Hema Kumari**  
**Company Secretary & Compliance Officer**  
**M. No. – F8087**  
**Address:** 671, Ground Floor, Niti Khand-1  
Indirapuram, Ghaziabad, Uttar Pradesh- 201 014

## ANNEXURE 1

### FIELD III: PARTICULARS OF HOLDING, SUBSIDIARY AND ASSOCIATE COMPANIES (INCLUDING JOINT VENTURES)

% of shares held represent aggregate % of shareholding held by the Company and/or its subsidiaries.

**Den Satellite Network Private Limited, Associate Company has shareholding in the following companies:**

1. Den New Broad Communication Private Limited
2. Konark IP Dossiers Private Limited
3. Den ABC Cable Network Ambarnath Private Limited

**Name of the Subsidiary which have been liquidated or sold or merged during the year :**

S.No.	Name of the Company
1.	Galaxy Den Media & Entertainment Private Limited*
2.	Den Supreme Satellite Vision Private Limited*
3.	Den-Manoranjan Satellite Private Limited*
4.	Radiant Satellite (India) Private Limited*
5.	Den Satellite Cable TV Network Limited*
6.	Kishna Den Cable Networks Private Limited*
7.	Den Mod Max Cable Network Private Limited*
8.	Bhadohi Den Entertainment Private Limited*

\* Amalgamated with Futuristic Media and Entertainment Limited (a wholly-owned subsidiary of the Company) vide Order of the Regional Director, Northern Region dated April 11, 2025. The appointed date of the Scheme of Amalgamation was January 01, 2025.

## ANNEXURE 2

### FIELD VI (a): SHAREHOLDING PATTERN- PROMOTERS AND FIELD VII: NUMBER OF PROMOTERS, MEMBERS, DEBENTURE HOLDERS

Please note that the information under “Promoter” category is related to “Promoter and Promoter Group Entities”. Further, as on March 31, 2025, the “Promoter and Promoter Group” of the Company stands as below:

S. No.	NAME	NO. OF SHARES HELD AS ON 31 <sup>ST</sup> MARCH 2025	PERCENTAGE (%)	CATEGORY
1	SAMEER MANCHANDA	1,75,99,220	3.69	PROMOTER GROUP
2	KAVITA MANCHANDA	37,57,500	0.79	PROMOTER GROUP
3	VANDANA MANCHANDA	3,70,900	0.08	PROMOTER GROUP
4	SANJEEV MANCHANDA	25,000	0.01	PROMOTER GROUP
5	JIO FUTURISTIC DIGITAL HOLDINGS PRIVATE LIMITED	17,15,16,614	35.94	PROMOTER
6	JIO DIGITAL DISTRIBUTION HOLDINGS PRIVATE LIMITED	7,17,01,635	15.02	PROMOTER
7	JIO TELEVISION DISTRIBUTION HOLDINGS PRIVATE LIMITED	7,38,19,315	15.47	PROMOTER
8	RELIANCE INDUSTRIAL INVESTMENTS AND HOLDINGS LIMITED	14,87,160	0.31	PROMOTER GROUP
9	RELIANCE VENTURES LIMITED	4,61,520	0.10	PROMOTER GROUP
10	NETWORK18 MEDIA AND INVESTMENTS LIMITED	6,98,288	0.15	PROMOTER GROUP
11	LUCID SYSTEMS PRIVATE LIMITED	1,60,00,000	3.35	PROMOTER GROUP
12	ACCESS EQUITY PRIVATE LIMITED	22,800	0.00	PROMOTER GROUP
13	RELIANCE INDUSTRIES LIMITED*	-		PROMOTER GROUP

14	DIGITAL MEDIA DISTRIBUTION TRUST*	-		PROMOTER GROUP
15	RELIANCE CONTENT DISTRIBUTION LIMITED*	-		PROMOTER GROUP
16	JIO FINANCIAL SERVICES LIMITED (FORMERLY RELIANCE STRATEGIC INVESTMENTS LIMITED)*	-		PROMOTER GROUP
	<b>TOTAL</b>	<b>35,74,59,952</b>	<b>74.90</b>	

*\*are part of promoter group as per disclosures received under the SEBI (Substantial Acquisition of Shares and Takeovers) Regulation, 2011. However, they are not holding any shares in the Company.*

**VI.(a) Total number of shareholders (promoters)**

**16@**

**VII. NUMBER OF PROMOTERS, MEMBERS, DEBENTURE HOLDERS**  
**(Details, Promoters, Members (other than promoters), Debenture holders)**

Details	At the beginning of the year	At the end of the year
<b>Promoters</b>	<b>16@</b>	<b>16@</b>

@ As per information furnished by the Promoter and Promoter Group, there are/were 16 members forming part of Promoter and Promoter Group of the Company, of which 4 promoter group entities do not hold any shares.

**ANNEXURE 3****FIELD VI (b): SHAREHOLDING PATTERN - PUBLIC/OTHER THAN PROMOTERS**

The following details are the bifurcation of shares held by others:

<b>S. No</b>	<b>Category</b>	<b>Equity</b>		<b>Preference</b>	
		<b>Number of shares</b>	<b>Percentage</b>	<b>Number of shares</b>	<b>Percentage</b>
1.	Clearing Members	2,992	0.00	0	0
2.	NBFC	800	0.00	0	0
3.	DNL Employees Welfare Trust	4,57,931	0.10	0	0

*Note:*

- 1. Body Corporate in field VI(b) S. No. 9 includes 309 shares held in DEN Networks Limited-Unclaimed Shares Demat Suspense Account under Regulation 39 of SEBI (Listing Obligations and Disclosure Requirements) Regulations, 2015. The voting rights on the shares in the said Unclaimed Suspense Account shall remain frozen till the rightful owner claims the shares.*
- 2. The shareholders holding the shares in more than one folio / demat account are counted as one shareholder for the purpose of field no.VI of MGT -7.*

## ANNEXURE 4

### FIELD VI (C): DETAILS OF FOREIGN INSTITUTIONAL INVESTORS' (FIIs) HOLDING SHARES OF THE COMPANY

The following details for the said point are given separately as the Company is unable to capture the same in e-form:

#### Details of Foreign Institutional Investors (FIIs) holding shares of the Company: 29

Category "Foreign Institutional Investors" includes shares held by institutions under the category "Foreign Portfolio Investors":

S. No.	NAME OF THE FII	ADDRESS	NUMBER OF SHARES HELD	% OF SHARES HELD
1	AMERICAN CENTURY ETF TRUST-AVANTIS RESPONSIBLE EMERGING MARKETS EQUITY ETF	4500 MAIN STREET KANSAS CITY MISSOURI	481	0.00
2	CITADEL SECURITIES SINGAPORE PTE. LIMITED	#22-01 AND #22-02 ASIA SQUARE TOWER 2 12 MARINA VIEW SINGAPORE SINGAPORE	4235	0.00
3	EMERGING MARKETS CORE EQUITY FUND OF DIMENSIONAL FUNDS ICVC	20 TRITON STREET REGENTS PLACE LONDON NW1 3BF U K	33097	0.01

4	EMERGING MARKETS TARGETED VALUE FUND OF THE DIMENSIONAL FUNDS II PUBLIC LIMITED COMPANY	'25/28 NORTH WALL QUAY DUBLIN IRELAND	55228	0.01
5	EMERGING MARKETS EX CHINA CORE EQUITY PORTFOLIO OF DFA INVESTMENT DIMENSIONS GROUP INC.	SUITE 820 7 ST. PAUL STREET BALTIMORE MARYLAND	45465	0.01
6	THE EMERGING MARKETS SMALL CAP SERIES OF THE DFA I NVESTMENT TRUST COMPANY	6300 BEE CAVE ROAD BUILDING ONE AUSTIN TEXAS 78746 USA	233564	0.05
7	EMERGING MARKETS CORE EQUITY PORTFOLIO (THE PORTFO LIO) OF DFA INVESTMENT DIMENSIONS GROUP INC. (DFAI DG)	6300 BEE CAVE ROAD BUILDING ONE AUSTIN TEXAS 78746 USA	376689	0.08
8	AMERICAN CENTURY ETF TRUST-AVANTIS EMERGING MARKET S EQUITY ETF	4500 MAIN STREET KANSAS CITY MISSOURI	238517	0.05
9	SOCIETE GENERALE - ODI	29 BOULEVARD HAUSSMANN PARIS	31221	0.01

10	BNP PARIBAS FINANCIAL MARKETS - ODI	'1 RUE LAFFITTE PARIS	501	0.00
11	LOS ANGELES CITY EMPLOYEES RETIREMENT SYSTEM	'202 WEST FIRST STREET SUITE 500 LOS ANGELES CALIFORNIA	23701	0.00
12	CUSTODY BANK OF JAPAN, LTD. RE: SMTB AXA IM EMERGI NG SMALL CAP EQUITY MOTHER FUND	8 12 HARUMI 1 CHOME CHUO KU TOKYO JAPAN	72948	0.02
13	EMERGING MARKETS SOCIAL CORE EQUITY PORTFOLIO OF D FA INVESTMENT DIMENSIONS GROUP INC.	6300 BEE CAVE ROAD BUILDING ONE AUSTIN TEXAS 78746 USA	55826	0.01
14	ALASKA PERMANENT FUND	'801 WEST 10TH STREET JUNEAU ALASKA	40271	0.01
15	EMERGING MARKETS SUSTAINABILITY CORE EQUITY FUND O F DIMENSIONAL FUNDS PLC	'25/28 NORTH WALL QUAY DUBLIN	41740	0.01
16	EMERGING MARKETS VALUE FUND OF DIMENSIONAL FUNDS P LC	'25/28 NORTH WALL QUAY DUBLIN 1	53350	0.01
17	RED BAY LTD	C/O CODAN (MAURITIUS) LIMITED LEVEL 3	147854	0.03

		TOWER NEXTERACOM TOWERS CYBERCITY EBENE		
18		ONE CENTRE STREET NEW YORK NY 10007 2341	78066	0.02
	CITY OF NEW YORK GROUP TRUST			
19		25/28 NORTH WALL QUAY DUBLIN 1	20847	0.00
	DIMENSIONAL FUNDS PLC - MULTI-FACTOR EQUITY FUND			
20		2300 1111 WEST GEORGIA STREET VANCOUVER BRITISH COLUMBIA	605	0.00
	CC&L Q GLOBAL SMALL CAP EQUITY FUND			
21		C/O CIM CORPORATE SERVICES LTD LES CASCADES BUILDING EDITH CAVELL STREET PORT LOUIS	1386	0.00
	COPTHALL MAURITIUS INVESTMENT LIMITED - ODI ACCOUNT			
22		6300 BEE CAVE ROAD BUILDING ONE AUSTIN TEXAS 78746 USA	255007	0.05
	DIMENSIONAL EMERGING MARKETS VALUE FUND			
23		6300 BEE CAVE ROAD BUILDING ONE	17185	0.00
	EMERGING MARKETS TARGETED VALUE PORTFOLIO			
24		C/O GFIN CORPORATE	988228	0.21
	1729 CAPITAL			

		SERVICES LTD 6TH FLOOR GFIN TOWER 42 HOTEL STREET CYBERCITY EBENE		
25	MORGAN STANLEY ASIA (SINGAPORE) PTE. - ODI	'23 CHURCH STREET 16-01 CAPITAL SQUARE SINGAPORE	112979	0.02
26	QUADRATURE CAPITAL VECTOR SP LIMITED	SUITE #7 GRAND PAVILION COMMERCIAL CENTRE 802 WEST BAY ROAD P.O. BOX 10250 GRAND CAYM	233085	0.05
27	WORLD ALLOCATION 60/40 FUND OF DIMENSIONAL FUNDS P LC	'25/28 NORTH WALL QUAY DUBLIN	17982	0.00
28	CITRINE FUND LIMITED	'4TH FLOOR RAFFLES TOWER 19 CYBERCITY EBENE	700000	0.15
29	EMERGING MARKETS SUSTAINABILITY CORE 1 PORTFOLIO	'6300 BEE CAVE ROAD BUILDING ONE	51088	0.01
<b>TOTAL:</b>			<b>3931146</b>	<b>0.82</b>

## ANNEXURE 5

### FIELD IX: MEETINGS OF MEMBERS/CLASS OF MEMBERS/BOARD/COMMITTEES OF BOARD OF DIRECTORS

#### (C) - COMMITTEE MEETINGS

The following details for the said point are given separately as the Company is unable to capture the same in e-form

S. No.	Type of Meeting	Date of Meeting	Total Number of Members as on the date of Meeting	Attendance	
				Number of Members attended	% of attendance
11	Risk Management Committee	16/04/2024	4	3	100
12	Risk Management Committee	10/10/2024	4	3	100

## ANNEXURE 6

### FIELD X: REMUNERATION OF DIRECTORS AND KEY MANAGERIAL PERSONNEL

#### **NUMBER OF OTHER DIRECTORS WHOSE REMUNERATION DETAILS TO BE ENTERED**

Remuneration details entered for Non-Executive Directors (including Independent Directors) denotes sitting fees paid to them for attending meetings.

## **ANNEXURE 7**

### **DESIGNATED PERSON UNDER RULE 9 OF COMPANIES (MANAGEMENT AND ADMINISTRATION) RULES, 2014**

The Board of Directors of the Company, in terms of sub-rule 4 of Rule 9 of the Companies (Management and Administration) Rules, 2014, appointed Mrs. Hema Kumari, Company Secretary and Compliance Officer, as the Designated Person for the purpose of furnishing and extending co-operation for providing, information to the Registrar of Companies or any such other officer authorised by the Ministry of Corporate Affairs with respect to beneficial interest in shares of the Company.