



January 18, 2022

BSE Limited

Phiroze Jeejeebhoy Towers
Dalal Street
Mumbai-400 001

Scrip Code- **533137**

National Stock Exchange of India Limited

Exchange Plaza
Plot No. C/1, G Block
Bandra- Kurla Complex
Bandra (East), Mumbai-400 051
Trading Symbol- **DEN**

Dear Sir(s),

Sub: Standalone and Consolidated Unaudited Financial Results for the quarter/nine months ended December 31, 2021

In continuation of our letter dated January 11, 2022 and pursuant to Regulation 33 of the Securities and Exchange Board of India (Listing Obligations and Disclosure Requirements) Regulations, 2015, we enclose the Unaudited Financial Results (Standalone and Consolidated) for the quarter/nine months ended December 31, 2021, duly reviewed and recommended by the Audit Committee and approved by the Board of Directors of the Company, at their respective meetings held today together with Limited Review Reports.


The meeting of the Board of Directors commenced at 3:30 P.M. and concluded at 5:20 P.M.

You are requested to take the note of the same in your record.

Thanking You,

Yours faithfully,

FOR DEN NETWORKS LIMITED



Hema Kumari

Company Secretary and Compliance officer



Encl: as above

DEN Networks Limited

CIN: L92490MH2007PLC344765

Corp. Office: 236, Okhla Industrial Estate, Phase-III, New Delhi - 110 020

Landline: +91 11 40522200 || Facsimile: +91 11 40522203 || E-mail: den@denonline.in || www.dennetworks.com

Regd. Office: Unit No.116, First Floor, C Wing Bldg. No.2, Kailas Industrial Complex L.B.S Marg Park Site
Vikhroli(W), Mumbai, Mumbai City, Maharashtra, India, 400079

Landline: +91 22 20870451 || E-mail: den@denonline.in || www.dennetworks.com

Independent Auditor's Review Report on Standalone Unaudited Financial Results of the Company Pursuant to the Regulation 33 of the SEBI (Listing Obligations and Disclosure Requirements) Regulations, 2015

To,

**The Board of Directors of
DEN NETWORKS LIMITED**

1. We have reviewed the accompanying statement of standalone unaudited financial results of **Den Networks Limited ("the Company")** for the quarter ended 31st December, 2021 and for the period from 1st April 2021 to 31st December, 2021 ("the statement"), attached herewith, being submitted by the Company pursuant to the requirement of Regulation 33 of the SEBI (Listing Obligations and Disclosure Requirements) Regulations, 2015 ("the Listing Regulation"), as amended.
2. This statement, which is the responsibility of the Company's management and approved by the Company's Board of Directors, has been prepared in accordance with the recognition and measurement principles laid down in Indian Accounting Standard 34, "Interim Financial Reporting" (Ind AS 34) as prescribed under section 133 of the Companies Act, 2013 read with relevant rules issued thereunder and other accounting principles generally accepted in India. Our responsibility is to issue a report on the statement based on our review.
3. We conducted our review of the Statement in accordance with the Standard on Review Engagement (SRE) 2410, "Review of Interim Financial Information Performed by the Independent Auditor of the Entity" issued by the Institute of Chartered Accountants of India. This standard requires that we plan and perform the review to obtain moderate assurance as to whether the statement is free of material misstatement. A review is limited primarily to inquiries of Company personnel and an analytical procedure applied to financial data and thus provides less assurance than an audit. We have not performed an audit and accordingly, we do not express an audit opinion.



4. Based on our review conducted as above, nothing has come to our attention that causes us to believe that the accompanying statement of standalone unaudited financial results, prepared in accordance with the applicable accounting standards and other recognized accounting practices and policies has not disclosed the information required to be disclosed in terms of Regulation 33 of the Listing Regulations, as amended, including the manner in which it is to be disclosed, or that it contains any material misstatement.

For Chaturvedi & Shah LLP

Chartered Accountants

Registration No. 101720W/ W100355

Vijay Napawaliya

Vijay Napawaliya

Partner

Membership No. 109859

UDIN: 22109859AAAAAJ8993



Place: Mumbai

Date: 18th January, 2022


DEN NETWORKS LIMITED

CIN: L92490MH2007PLC344765

Registered Office: Unit No.116, First Floor, C Wing Bldg. No.2 Kallias, Industrial Complex L.B.S Marg
Park Site Vikhroli(W), Mumbai- 400079

STATEMENT OF UNAUDITED STANDALONE FINANCIAL RESULTS FOR THE QUARTER / NINE MONTHS ENDED 31 DECEMBER' 2021

Particulars		Quarter Ended (Unaudited)			(Rs. in million, except per share data) Nine Months Ended (Unaudited)		Year Ended (Audited)
		31 Dec'21	30 Sept'21	31 Dec'20	31 Dec'21	31 Dec'20	31 March'21
1.	Income						
	(a) Revenue from operations	2,799.92	2,955.30	3,400.88	8,643.92	9,194.67	12,402.53
	(b) Other income	270.68	352.82	572.79	957.09	1,622.46	1,902.77
2.	Total Income	3,070.60	3,308.12	3,973.67	9,601.01	10,817.13	14,305.30
3.	Expenses						
	(a) Cost of traded items	66.34	50.92	53.90	157.06	164.31	223.89
	(b) Content cost	1,474.01	1,585.71	1,597.96	4,603.05	4,412.08	5,965.34
	(c) Placement fees	299.42	379.99	483.75	1,021.56	1,195.58	1,577.67
	(d) Employee benefits expense	143.42	156.86	154.49	467.28	450.88	598.30
	(e) Finance costs	0.00	2.62	0.07	9.32	32.22	32.67
	(f) Depreciation and amortisation expenses	219.37	227.26	405.73	686.56	1,213.21	1,587.25
	(g) Other expenses	367.10	453.28	560.52	1,270.29	1,259.79	1,855.01
4.	Total expenses	2,569.66	2,856.64	3,256.42	8,215.12	8,728.07	11,840.13
5.	Profit before tax (2-4)	500.94	451.48	717.25	1,385.89	2,089.06	2,465.17
6.	Tax expense						
	(a) Current tax	-	-	3.37	-	3.37	6.16
	(b) Deferred tax	-	-	-	-	-	-
7.	Total tax expense	-	-	3.37	-	3.37	6.16
8.	Profit after tax (5-7)	500.94	451.48	713.88	1,385.89	2,085.69	2,459.01
9.	Other comprehensive Income:						
	(A) (i) Items that will not be reclassified to profit and loss	(6.97)	0.66	0.66	(6.26)	(2.05)	0.92
	(ii) Income tax effect on above	-	-	-	-	-	-
	(B) (i) Item that will be reclassified to profit and loss	(97.00)	153.68	-	93.17	-	(190.65)
	(ii) Income tax effect on above	-	-	-	-	-	-
10.	Total other comprehensive income	(103.97)	154.34	0.66	86.91	(2.05)	(189.73)
11.	Total comprehensive income (8+10)	396.97	605.82	714.54	1,472.80	2,083.64	2,269.28
12.	Paid-up equity share capital (net) (Face value Rs. 10/-)	4,767.66	4,767.66	4,767.66	4,767.66	4,767.66	4,767.66
13.	Other Equity excluding revaluation reserve						24,693.88
14.	Earnings per share (EPS) (Face value Rs. 10/-)						
	(a) Basic EPS	1.05*	0.95*	1.49*	2.91*	4.37*	5.16
	(b) Diluted EPS	1.05*	0.95*	1.49*	2.91*	4.37*	5.16
	*not annualised						
	See accompanying notes to the standalone financial results						




Notes to the standalone unaudited financial results:

- 1 The figures for the corresponding previous period / year have been regrouped / rearranged wherever considered necessary to make them comparable.
- 2 The audit committee has reviewed the above results and the Board of Directors has approved the above results and its release at their respective meetings held on 18th January 2022. The Statutory auditor of the Company has carried out a limited review of the aforesaid results.
- 3 The Company is engaged only in the cable business hence there is no separate reportable segment as per requirements of Ind AS 108 - Operating Segments.
- 4 The Company has Investments of Rs. 5,489.18 million (net of provision for Impairment of Rs. 234.36 million) in subsidiary companies and associate companies as on 31st December, 2021. Of these, net worth of investments with carrying value of Rs. 2,587.59 million (net of provision for Impairment of Rs. 234.36 million) and balances of loans / advances of Rs. 235.74 million as at 31st December, 2021 have fully/substantially eroded. Of these, investments aggregating to Rs. 275.34 million (net of provision for impairment of Rs. 55.34 million) in companies whose net worth is fully/substantially eroded have earned profits for the nine months ended 31 December, 2021. Based on the projections, the management of the Company expects that these companies will have positive cash flows to adequately sustain its operations in the foreseeable future and therefore no further provision for Impairment is considered necessary.
- 5 During the year ended 31st March 2019, the Company had allotted on preferential basis 28,14,48,000 equity shares of Rs. 72.66 each at a premium of Rs. 62.66 per share aggregating to Rs. 20,450.00 million. The proceeds of preferential allotment amounting to Rs. 20,450.00 million have been temporarily invested in liquid mutual funds and fixed deposits, pending utilisation for the same.

**For and on behalf of Board of Directors
of DEN NETWORKS LIMITED**




SAMEER MANCHANDA
Chairman and Non Executive
Director
DIN: 00015459



S.N. Sharma
Chief Executive
Officer

New Delhi
18 January, 2022



Independent Auditor's Review Report on consolidated unaudited financial results of the Company Pursuant to the Regulation 33 of the SEBI (Listing Obligations and Disclosure Requirements) Regulations, 2015

To,
**The Board of Directors of
DEN NETWORKS LIMITED**

1. We have reviewed the accompanying statement of consolidated unaudited financial results of **Den Networks Limited** ("the Parent") and its subsidiaries (the parent and its subsidiaries together refer to as "the Group"), and its share of the net profit/(loss) after tax and total comprehensive income of its associates for the quarter ended 31st December, 2021 and for the period from 1st April, 2021 to 31st December, 2021 ("the statement"), being submitted by the Parent pursuant to the requirement of Regulation 33 of the SEBI (Listing Obligation and Disclosure Requirements) Regulation, 2015 ("the Listing Regulations"), as amended.
2. This statement, which is the responsibility of the parent's management and approved by the Parent's Board of Directors, has been prepared in accordance with the recognition and measurement principles laid down in Indian Accounting Standard 34, Interim Financial Reporting (Ind AS 34) as prescribed under Section 133 of the Companies Act, 2013 read with relevant rules issued thereunder and other accounting principles generally accepted in India. Our responsibility is to express a conclusion on the statement based on our review.
3. We conducted our review of the statement in accordance with the Standard on Review Engagement (SRE) 2410, "Review of Interim Financial Information Performed by the Independent Auditor of the Entity" issued by the Institute of Chartered Accountants of India. A review of interim financial information consists of making enquiries, primarily of persons responsible for financial and accounting matters, and applying analytical and other review procedures. A review is substantially less in scope than an audit conducted in accordance with Standards on Auditing and consequently does not enable us to obtain assurance that we would become aware of all significant matters that might be identified in an audit. Accordingly, we do not express an audit opinion.



We also performed procedures in accordance with the circular no. CIR/CFD/CMD1/44/2019 issued by the Securities and Exchange Board of India under Regulation 33 (8) of the Listing Regulations, as amended, to the extent applicable.

4. The statement includes the results of the entities listed in Annexure A.
5. Based on our review conducted and procedures performed as stated in paragraph 3 above and based on the consideration of the review reports of the other auditors referred to in paragraph 6 below, nothing has come to our attention that causes us to believe that the accompanying statement of consolidated unaudited financial results, prepared in accordance with the recognition and measurement principles laid down in the aforesaid Indian Accounting Standard and other accounting principles generally accepted in India, has not disclosed the information required to be disclosed in terms of Regulation 33 of the Listing Regulations, as amended, including the manner in which it is to be disclosed, or that it contains any material misstatement.
6. We did not review the interim financial information/financial results of 12 subsidiaries included in the consolidated unaudited financial results, whose interim financial information/financial results reflect total revenue of Rs.943.49 million and Rs.3,100.95 million, total net profit/(loss) after tax Rs.(33.91) million and Rs.(28.30) million and total comprehensive income of Rs.(33.84) million and Rs.(28.06) million for the quarter ended 31st December, 2021 and for the period from 1st April, 2021 to 31st December, 2021 respectively, as considered in the consolidated unaudited financial results. These interim financial information/financial results have been reviewed by other auditors, whose reports have been furnished to us by the Management and our conclusion on the statement, in so far as it relates to the amount and disclosures included in respect of these subsidiaries is based solely on the reports of the other auditors and procedures performed by us as stated in paragraph 3 above.

Our conclusion on the statement is not modified in respect of the above matters with respect to our reliance on the work done and the report of other auditors.



7. The consolidated unaudited financial result includes the interim financial information/financial results of 38 subsidiaries, which have not been reviewed by their auditors, whose interim financial information/financial results reflect total revenue of Rs.187.38 million and Rs. 632.51 million, total net profit/(Loss) after tax of Rs.7.98 million and Rs. (26.64) million and total comprehensive income of Rs.7.99 million and Rs.(24.73) million for the quarter ended 31st December, 2021 and for the period from 1st April, 2021 to 31st December, 2021 respectively, as considered in the consolidated unaudited financial results. The consolidated unaudited financial results also includes the Group's share of net Profit/ (loss) after tax of Rs.16.72 million and Rs.(42.45) million and total comprehensive income of Rs.16.76 million and Rs.(42.32) million for the quarter ended 31st December, 2021 and for the period from 1st April, 2021 to 31st December, 2021 respectively, as considered in the consolidated unaudited financial results in respect of 6 associates, based on their interim financial information/financial results which have not been reviewed by their auditors. According to the information and explanations given to us by the Management, these interim financial information/financial results are not material to the Group.

Our conclusion on the statement is not modified in respect of the above matter.

For Chaturvedi & Shah LLP

Chartered Accountants

Registration No. 101720W/ W100355

Vijay Napawaliya

Vijay Napawaliya

Partner

Membership No. 109859

UDIN: 22109859AAAAAK9450



Place: Mumbai

Date: 18th January, 2022

Annexure A

List of entities consolidated

a) Subsidiaries

S. No.	Name of Company
1	Den Broadband Limited
2	Futuristic Media and Entertainment Limited
3	Den Budaun Cable Network Private Limited
4	Den F K Cable TV Network Private Limited
5	Den Satellite Cable TV Network Limited
6	Den Varun Cable Network Limited
7	Meerut Cable Network Private Limited
8	Den Kashi Cable Network Limited
9	Den Maa Sharda Vision Cable Networks Limited
10	Divya Drishti Den Cable Network Private Limited
11	Kishna Den Cable Networks Private Limited
12	Bhadohi DEN Entertainment Private Limited
13	Eminent Cable Network Private Limited
14	Rose Entertainment Private Limited
15	Maitri Cable Network Private Limited
16	Mansion Cable Network Private Limited
17	ABC Cable Network Private Limited
18	Silverline Television Network Limited
19	Den Malabar Cable Vision Limited
20	Den Malayalam Telenet Private Limited
21	Cab-i-Net Communications Private Limited
22	Drashti Cable Network Limited
23	Fortune (Baroda) Network Private Limited (upto 22 nd July,2021)
24	Mahadev Den Cable Network Limited
25	Den Rajkot City Communication Private Limited
26	Galaxy Den Media & Entertainment Private Limited
27	Den-Manoranjana Satellite Private Limited
28	Den Nashik City Cable Network Private Limited
29	Den Supreme Satellite Vision Private Limited
30	Den Discovery Digital Networks Private Limited
31	Den Premium Multilink Cable Network Private Limited
32	Den Mahendra Satellite Private Limited
33	DEN Pawan Cable Network Limited
34	Radiant Satellite (India) Private Limited
35	Srishti Den Networks Limited
36	Angel Cable Network Private Limited
37	Den Enjoy Cable Networks Private Limited
38	Den Enjoy Navaratan Network Private Limited



- 39 Den Fateh Marketing Private Limited
- 40 Mahavir Den Entertainment Private Limited
- 41 DEN Enjoy SBNM Cable Network Private Limited
- 42 DEN Ambey Cable Networks Private Limited
- 43 DEN STN Television Network Private Limited
- 44 Multitrack Cable Network Private Limited
- 45 VBS Digital Distribution Network Limited
- 46 DEN BCN Suncity Network Limited
- 47 Den Mod Max Cable Network Private Limited
- 48 Bali Den Cable Network Limited
- 49 Den Digital Cable Network Limited
- 50 Den Saya Channel Network Limited
- 51 Libra Cable Network Limited

b) Associate entities


S. No.	Name of Company
1	Den Satellite Network Private Limited
2	DEN New Broad Communication Private Limited
3	Konark IP Dossiers Private Limited
4	DEN ABC Cable Network Ambarnath Private Limited
5	DEN ADN Network Private Limited
6	CCN DEN Network Private Limited (upto 30 th July, 2021)



DEN NETWORKS LIMITED
CIN: L92490MH2007PLC344765
Registered Office: Unit No.- 116, First Floor, C Wing Bldg. No. 2, Kallias Industrial complex, L.B.S. Marg, Park Site, Vikhroli (W), Mumbai-400079
STATEMENT OF CONSOLIDATED UNAUDITED FINANCIAL RESULTS FOR THE QUARTER / NINE MONTHS ENDED 31ST DECEMBER 2021

Particulars	(Rs. in million except per share data)					
	31 Dec'21 (Unaudited)	30 Sep'21 (Unaudited)	31 Dec'20 (Unaudited)	31 Dec'21 (Unaudited)	31 Dec'20 (Unaudited)	Year Ended 31 Mar'21 (Audited)
1. Income						
(a) Revenue from operations	2,941.11	3,250.48	3,421.84	9,221.32	9,811.71	13,074.04
(b) Other Income	280.70	335.78	572.52	950.29	1,615.46	1,908.37
2. Total Income	3,221.81	3,586.26	3,994.36	10,171.61	11,427.17	14,982.41
3. Expenses						
(a) Content cost	1,487.91	1,599.61	1,610.97	4,644.61	4,452.62	6,020.33
(b) Placement Fees	37.71	35.75	39.75	109.05	111.19	140.49
(c) Employee benefits expense	198.05	213.65	229.69	636.95	691.00	906.04
(d) Finance costs	-	2.68	0.07	2.73	32.78	33.48
(e) Depreciation and amortisation expense	364.53	388.81	641.36	1,153.32	1,892.00	2,506.21
(f) Other expenses	714.60	897.57	891.40	2,347.81	2,643.20	3,444.64
4. Total expenses	2,802.80	3,138.07	3,413.24	8,894.47	9,822.79	13,051.19
5. Profit before share in profit/ (loss) of associates and tax expense (2-4)	419.01	449.19	581.12	1,277.14	1,604.38	1,931.22
6. Share of profit/ (loss) of associates	16.72	(63.45)	(6.36)	(42.45)	(75.55)	(76.00)
7. Profit before tax (5+6)	435.73	385.74	574.76	1,234.69	1,528.83	1,855.22
8. Tax expense						
(a) Current tax	(0.53)	5.58	6.66	10.07	31.66	19.63
(b) Deferred tax	(2.50)	3.47	(31.28)	(0.01)	(53.12)	(53.62)
9. Total tax expense	(3.03)	9.05	(24.62)	10.06	(21.46)	(33.99)
10. Profit after tax (7-9)	438.76	376.69	599.38	1,224.63	1,550.29	1,889.21
11. Other comprehensive Income:						
(A) (i) Items that will not be reclassified to profit and loss	(6.86)	0.81	(0.09)	(3.58)	(0.81)	23.46
(ii) Income tax effect on above	(0.01)	-	0.16	(0.02)	(0.01)	(5.29)
(iii) Share of other comprehensive income in associates to the extent that will not be reclassified to profits and loss	0.04	0.08	(0.19)	0.13	(0.66)	(0.64)
(B) (i) Items that will be reclassified to profit and loss	(97.01)	153.69	-	93.17	-	(190.65)
(ii) Income tax effect on above	-	-	-	-	-	-
12. Total other comprehensive income	(103.84)	154.58	(0.12)	89.70	(1.48)	(173.12)
13. Total comprehensive income (10+12)	334.92	531.27	599.26	1,314.33	1,548.81	1,716.09
14. Profit / (Loss) attributable to :						
- Owners of the Company	454.40	393.94	655.66	1,259.79	1,609.81	1,979.62
- Non-controlling interest	(15.64)	(17.25)	(56.28)	(35.16)	(59.52)	(90.41)
	438.76	376.69	599.38	1,224.63	1,550.29	1,889.21
15. Other comprehensive income attributable to :						
- Owners of the Company	(103.88)	154.53	0.31	89.57	(1.23)	(176.02)
- Non-controlling interest	0.04	0.05	(0.43)	0.13	(0.25)	2.90
	(103.84)	154.58	(0.12)	89.70	(1.48)	(173.12)
16. Total comprehensive income attributable to :						
- Owners of the Company	350.52	548.47	655.97	1,349.36	1,608.58	1,803.60
- Non-controlling interest	(15.60)	(17.20)	(56.71)	(35.03)	(59.77)	(87.51)
	334.92	531.27	599.26	1,314.33	1,548.81	1,716.09
17. Paid-up equity share capital (net) (Face value Rs. 10/-)	4,767.66	4,767.66	4,767.66	4,767.66	4,767.66	4,767.66
18. Other equity (excluding revaluation reserve)						22,978.23
19. Earnings per share (EPS) (Face value Rs. 10/-)						
(a) Basic	0.95*	0.83*	1.38*	2.64*	3.38*	4.15
(b) Diluted	0.95*	0.83*	1.38*	2.64*	3.38*	4.15
*not annualised						
See accompanying notes to the consolidated financial results						

[Handwritten signature]



[Handwritten signature]




Notes to the consolidated unaudited financial results:

- 1 The figures for the corresponding previous period / year have been regrouped / rearranged wherever considered necessary to make them comparable.
- 2 The consolidated financial results relate to DEN NETWORKS LIMITED ('the Company' or 'the Parent Company'), its subsidiaries companies and its associates, collectively referred to as 'the Group'.
- 3 The audit committee has reviewed the above results and the Board of Directors has approved the above results and its release at their respective meetings held on 18th January 2022. The Statutory Auditor of the Company has carried out a limited review of the aforesaid results.
- 4 During the year ended 31 March 2019, the Company had allotted on preferential basis 28,14,48,000 equity shares of Rs. 72.66 each at a premium of Rs. 62.66 per share aggregating to Rs. 20,450.00 million. The proceeds of preferential allotment amounting to Rs. 20,450.00 million have been temporarily invested in liquid mutual funds and fixed deposits, pending utilisation for the same.
- 5 The composite scheme of amalgamation ('Scheme') involving amalgamation of 53 wholly owned subsidiaries of "Futuristic Media and Entertainment Limited" (collectively 'transferor companies') into "Futuristic Media and Entertainment Limited" ('the transferee company'), a wholly owned subsidiary of the Parent Company became effective upon filing of the order dated 24 December, 2021 received from Regional Director, Northern Region, Ministry of corporate affairs (MCA), New Delhi with the Registrar of Companies, Delhi ('ROC') on 12 January, 2022.
Pursuant to the Scheme becoming effective, the transferor companies and the transferee company has accounted for the arrangement with effect from the appointed date of 1st April, 2021, based on the accounting treatment prescribed in the scheme. There is no impact on consolidated financial results of the company because all the companies involved in the scheme are wholly owned subsidiaries at group level.




For and on behalf of Board of Directors
of DEN NETWORKS LIMITED

SAMEER MANCHANDA
Chairman and Non Executive Director
DIN: 00015499


S.N. Sharma
Chief Executive Officer

New Delhi
18th January, 2022





DEN NETWORKS LIMITED
CIN: L92490MH2007PLC344765
Registered Office: Unit No.- 116, First Floor, C Wing Bldg. No. 2, Kallas Industrial complex, L.B.S. Marg, Park Site, Vikhroli (W), Mumbai-400079
CONSOLIDATED UNAUDITED SEGMENT INFORMATION FOR THE QUARTER / NINE MONTHS ENDED 31ST DECEMBER 2021

Particulars	Quarter Ended			Nine Months Ended		(Rs. in million)
	31 Dec'21	30 Sep'21	31 Dec'20	31 Dec'21	31 Dec'20	Year Ended
	(Unaudited)	(Unaudited)	(Unaudited)	(Unaudited)	(Unaudited)	31 Mar'21 (Audited)
Segment Revenue						
(a) Cable distribution network	2,792.27	3,077.52	3,228.86	8,736.53	9,261.78	12,326.21
(b) Broadband	148.84	172.96	192.98	484.79	549.93	747.83
Total	2,941.11	3,250.48	3,421.84	9,221.32	9,811.71	13,074.04
Segment Results						
(a) Cable distribution network	183.22	167.69	26.26	469.32	131.58	218.20
(b) Broadband	(44.91)	(52.60)	(17.59)	(139.74)	(109.88)	(161.87)
Total	138.31	115.09	8.67	329.58	21.70	56.33
Add/Less :						
i. Finance costs	-	(2.68)	(0.07)	(2.73)	(32.78)	(33.48)
ii. Other income	280.70	336.78	572.52	950.29	1,615.46	1,908.37
Profit / (Loss) before share in profit/ (loss) of associates and tax expense	419.01	449.19	581.12	1,277.14	1,604.38	1,931.22
Add : Share of profit/(loss) of associates	16.72	(63.45)	(6.36)	(42.45)	(75.55)	(76.00)
Profit/ (Loss) before tax	435.73	385.74	574.76	1,234.69	1,528.83	1,855.22
Less: Tax expense	(3.03)	9.05	(24.62)	10.06	(21.46)	(33.99)
Profit / (Loss) after tax	438.76	376.69	599.38	1,224.63	1,550.29	1,889.21
Segment Assets						
(a) Cable distribution network	9,034.14	9,542.46	10,733.63	9,034.14	10,733.63	9,322.06
(b) Broadband	504.86	521.48	693.87	504.86	693.87	609.50
Total segment assets	9,539.00	10,063.94	11,427.50	9,539.00	11,427.50	9,931.56
Add: Unallocated assets	25,902.43	25,641.63	24,291.62	25,902.43	24,291.62	24,606.00
Total assets	35,441.43	35,705.57	35,719.12	35,441.43	35,719.12	34,537.56
Segment Liabilities						
(a) Cable distribution network	5,523.40	6,113.02	7,201.84	5,523.40	7,201.84	5,903.15
(b) Broadband	234.15	239.71	260.09	234.15	260.09	236.33
Total segment liabilities	5,757.55	6,352.73	7,461.93	5,757.55	7,461.93	6,139.48
Add: Unallocated liabilities	5.45	5.45	5.46	5.45	5.46	5.45
Total liabilities	5,763.00	6,358.18	7,467.39	5,763.00	7,467.39	6,144.93

[Handwritten signature]


[Handwritten signature]



WEDNESDAY, JANUARY 19, 2022


DEN NETWORKS LIMITED

CIN: L92490MH2007PLC344765

Registered Office: Unit No. - 116, First Floor, C Wing Bldg. No. 2, Kallias Industrial complex, L.B.S. Marg,

Park Side, Vikhroli (W), Mumbai - 400079, Maharashtra, India, Phone No.: +91-22 61289999,

Email Id: investorrelations@denonline.in, Website: www.denetworks.com

EXTRACT OF UNAUDITED CONSOLIDATED FINANCIAL RESULTS FOR THE QUARTER / NINE MONTHS ENDED 31ST DECEMBER, 2021

(Rs. In million except per share data)

S. No.	Particulars	Quarter Ended			Nine Months Ended		Year Ended
		31.12.2021 (Unaudited)	30.09.2021 (Unaudited)	31.12.2020 (Unaudited)	31.12.2021 (Unaudited)	31.12.2020 (Unaudited)	31.03.2021 (Audited)
1.	Total Income from Operations	2,941.11	3,250.48	3,421.84	9,221.32	9,811.71	13,074.04
2.	Profit / (Loss) for the period (Before Tax, Exceptional and/or Extra-Ordinary Items)	435.73	385.74	574.76	1,234.69	1,528.83	1,855.22
3.	Profit / (Loss) for the period before Tax (after Exceptional and/or Extra-Ordinary Items)	435.73	385.74	574.76	1,234.69	1,528.83	1,855.22
4.	Profit / (Loss) for the period after tax (after Exceptional and/or Extra-Ordinary Items)	438.76	376.69	599.38	1,224.63	1,550.29	1,889.21
5.	Total Comprehensive Income for the period (Comprising Profit/(Loss) for the period (after tax) and other Comprehensive Income (after tax))	334.92	531.27	599.26	1,314.33	1,548.81	1,716.09
6.	Paid-up Equity Share Capital (net)	4,767.66	4,767.66	4,767.66	4,767.66	4,767.66	4,767.66
7.	Reserves (excluding Revaluation Reserve) as shown in the Audited Balance Sheet of the previous year						22,978.23
8.	Earning Per Share (Face value Rs. 10/-)						
	(a) Basic	0.95	0.83	1.38	2.64	3.38	4.15
	(b) Diluted	0.95	0.83	1.38	2.64	3.38	4.15

Notes to the consolidated financial results:

- The above is an extract of the detailed format of quarter and nine months ended financial results filed with the Stock Exchanges under Regulation 33 of the SEBI (Listing Obligations and Disclosure Requirements) Regulations, 2015. The full format of the quarter and nine months ended financial results are available on the websites of the Stock Exchanges (www.bseindia.com / www.nseindia.com) and Den Networks Ltd. (www.denetworks.com).
- The quarter and nine months ended financial results have been reviewed by the Audit Committee and approved by the Board of Directors at their respective meetings held on January 18, 2022. The Statutory Auditors of the Company has carried out a Limited Review of the quarterly and nine months financial results.
- Following are the particulars of the Company on standalone financials:-

(Rs. In million)

Particulars	Quarter Ended			Nine Months Ended		Year Ended
	31.12.2021 (Unaudited)	30.09.2021 (Unaudited)	31.12.2020 (Unaudited)	31.12.2021 (Unaudited)	31.12.2020 (Unaudited)	31.03.2021 (Audited)
Revenue from operations	2,799.92	2,955.30	3,400.88	8,643.92	9,194.67	12,402.53
Profit Before Tax	500.94	451.48	717.25	1,385.89	2,089.06	2,465.17
Profit After Tax	500.94	451.48	713.88	1,385.89	2,085.69	2,459.01

For and on behalf of Board of Directors of
DEN NETWORKS LIMITED

Sd/-

SAMEER MANCHANDA

Chairman and Non Executive Director

DIN: 00015459

Date : 18/01/2022

Place : New Delhi



डेन नेटवर्क्स लिमिटेड

सीआयएन: एन९२४९०एमएच२००७पीएनसी३४४७६५

नोंदणीकृत कार्यालय: युनिट क्र.११६, १ला मजला, सी विंग, इमारत क्र.२, कैलास इंडस्ट्रीयल कॉम्प्लेक्स, एल.बी.एस. मार्ग,

पार्क साईट, विक्रोळी (प.), मुंबई-४०००७९, महाराष्ट्र, भारत. दूर.क्र:९१-२२-६१२८९९९९,

वेबसाईट: www.dennetworks.com, ई-मेल: investorrelations@denonline.in

३५ डिसेंबर, २०२१ रोजी संपलेल्या तिमाही व नऊमाहीकरिता एकत्रित अलेखापरिक्षित वित्तीय निष्कर्षांचा अहवाल

(रु. दशलक्ष, इत्ती शेअर डाटा व्यतिरिक्त)

अ. क्र.	तपशील	संपलेली तिमाही			संपलेली नऊमाही		संपलेले वर्ष
		३५.१२.२१ अलेखापरिक्षित	३०.०९.२१ अलेखापरिक्षित	३५.१२.२० अलेखापरिक्षित	३५.१२.२१ अलेखापरिक्षित	३५.१२.२० अलेखापरिक्षित	३५.०३.२१ लेखापरिक्षित
१.	पारंपर्यागत एकूण उत्पन्न	२९४९.९९	३२५०.४८	३४२९.८४	९२२९.३२	९८९९.७९	९३०७४.०४
२.	पल्लावधीकरिता निव्वळ नफा/(तोटा) (पार, अनपादात्मक आणि/किंवा विशेष साधारण बाबतून)	४३५.७३	३८५.७४	५७४.७६	९२३४.६९	९५२८.८३	९८५५.२२
३.	पारपूर्व पल्लावधीकरिता निव्वळ नफा/(तोटा) (अनपादात्मक आणि/किंवा विशेष साधारण बाबतून)	४३५.७३	३८५.७४	५७४.७६	९२३४.६९	९५२८.८३	९८५५.२२
४.	पारानंतर पल्लावधीकरिता निव्वळ नफा/(तोटा) (अनपादात्मक आणि/किंवा विशेष साधारण बाबतून)	४३८.७६	३७६.६९	५९९.३८	९२२४.६३	९५५०.२९	९८८९.२९
५.	पल्लावधीकरिता एकूण सार्वजनिक उत्पन्न (पल्लावधीकरिता एकरित नफा/(तोटा) (पारानंतर) आणि इतर सार्वजनिक उत्पन्न (पारानंतर))	३३४.९२	५३९.२७	५९९.२६	९३९४.३३	९५४८.८९	९७९६.०९
६.	मरणा पेल्लेले तमनाग मांडवल (निव्वळ)	४७६७.६६	४७६७.६६	४७६७.६६	४७६७.६६	४७६७.६६	४७६७.६६
७.	राष्ट्रीय (मार्गीत) वर्षाच्या साधेद्वंद्वत्रयात दिल्याप्रमाणे पुनर्निव्वळित राष्ट्रीय पाळटून)						२२९७८.२३
८.	उत्पन्न प्रतिभाग (दर्शनी मूल्य रु. १०/- प्रत्येकी)						
	१. मूल	०.९५	०.८३	९.३८	२.६४	३.३८	४.९५
	२. सौमिपुल	०.९५	०.८३	९.३८	२.६४	३.३८	४.९५

एकत्रित वित्तीय निष्कर्षांचे टीप:

१. सेबी (सेक्युरिटीज ऑप्शनेशन ऑफ डिपॉझिटारि रिपॉझिबल) रेग्युलेशन २०१५ च्या नियम ३३ अन्वये स्टॉक एक्सचेंजत सादर करण्यात आलेले त्रैमासिक व नऊमाही वित्तीय निष्कर्षांचे सविस्तर समुपचारातील उतारा आहे. संपलेल्या त्रैमासिक व नऊमाही वित्तीय निष्कर्षांचे संपूर्ण समुपचारातील पांक्कीच्या www.dennetworks.com आणि स्टॉक एक्सचेंजच्या (www.bseindia.com/nseindia.com) वेबसाईटवर उपलब्ध आहे.

२. त्रैमासिक व नऊमाही वित्तीय निष्कर्षांचे लेखातमितीद्वारे पुनर्विलोचन करण्यात आले आणि १८ जानेवारी, २०२२ रोजी झालेल्या संपादक मंडळीच्या सभेत मान्य करण्यात आले. त्रैमासिक व नऊमाही वित्तीय निष्कर्षांचे पांक्कीच्या वैधानिक लेखापरिक्षकांनी मर्यादित पुनर्विलोचन केले आहे.

३. एक्सेप वित्तीय अहवालापरील पांक्कीचे तपशील खालीलप्रमाणे:

(रु. दशलक्ष)

अ. क्र.	तपशील	संपलेली तिमाही			संपलेली नऊमाही		संपलेले वर्ष
		३५.१२.२१ अलेखापरिक्षित	३०.०९.२१ अलेखापरिक्षित	३५.१२.२० अलेखापरिक्षित	३५.१२.२१ अलेखापरिक्षित	३५.१२.२० अलेखापरिक्षित	३५.०३.२१ लेखापरिक्षित
	पारंपर्यागत महत्तम	२७९९.९२	२९५५.३०	३४००.८८	८६४३.९२	९९९४.६७	९२४०२.५३
	पारपूर्व नफा	५००.९४	४५९.४८	७९७.२५	९३८५.८९	२०८९.०६	२४६५.९७
	पारानंतर नफा	५००.९४	४५९.४८	७९३.८८	९३८५.८९	२०८५.६९	२४५९.०९

संचालक मंडळाच्या वतीने व करिता

डेन नेटवर्क्स लिमिटेड

सही/- समीर मणघटा

अध्यक्ष व अ-कार्यकारी संचालक

सीआयएन: ०००१५४५९

ठिकाण: नवी दिल्ली

दिनांक: १८.०१.२०२२