


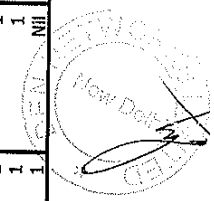
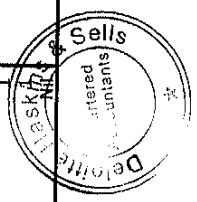
DEN Networks Limited
UNAUDITED FINANCIAL RESULTS
FOR THE QUARTER ENDED 30 JUNE 2012

Part-I	Particulars	Consolidated				(Rs. In Lakhs except per share data)			
		Quarter ended 30.06.2012 (Unaudited)	Quarter ended 31.03.2012 (Unaudited)	Quarter ended 30.06.2011 (Unaudited)	Year ended 31.03.2012 (Unaudited)	Quarter ended 30.06.2012 (Unaudited)	Quarter ended 31.03.2012 (Unaudited)	Quarter ended 30.06.2011 (Unaudited)	Year ended 31.03.2012 (Unaudited)
1.	Revenue	19,489	32,160	28,292	113,930	13,111	12,330	10,177	43,443
	(a) Income from operations (see note 2)	19,435	31,660	27,863	112,849	12,998	11,979	9,828	42,662
	(b) Other operating income	54	500	429	1,081	113	351	349	781
2.	Expenditure	17,191	30,580	27,729	109,677	11,109	11,708	10,017	41,762
	(a) Content cost	6,751	18,759	15,979	65,534	2,102	2,524	1,921	8,834
	(b) Operational, administrative and other costs	4,302	5,936	4,216	19,146	1,732	1,931	1,912	7,754
	(c) Placement cost	1,671	776	3,379	7,996	4,899	4,807	3,662	15,973
	(d) Personnel cost	2,202	2,111	1,779	7,690	1,041	957	877	3,630
	(e) Cost of traded items	10	-	281	286	142	44	324	405
	(f) Provision for doubtful debts/ advances (including write offs)	618	1,182	279	2,038	189	256	36	505
	(g) Depreciation and amortisation expense	1,556	1,472	1,226	5,379	923	845	695	3,054
	(h) Employees stock compensation expenses	81	344	590	1,608	81	344	590	1,607
3.	Profit / (loss) from operations before other income, interest and exceptional items (1-2)	2,298	1,580	563	4,253	2,002	622	160	1,681
4.	Other income	571	364	384	1,483	505	452	451	1,776
5.	Profit / (loss) before interest and exceptional items (3+4)	2,869	1,944	947	5,736	2,507	1,074	611	3,457
6.	Interest and other financial charges	997	828	512	2,699	991	761	503	2,613
7.	Profit / (loss) after interest but before exceptional items (5-6)	1,872	1,116	435	3,037	1,516	313	108	844
8.	Exceptional expense - Provision for diminution in value of investment	-	-	-	-	-	-	-	-
9.	Profit / (loss) from Ordinary activities before tax (7-8)	1,872	1,116	435	3,037	1,516	313	108	844
10.	Provision for tax	447	503	148	1,078	327	71	-	72
11.	Net profit / (loss) from ordinary activities after tax (9-10)	1,425	613	287	1,959	1,189	242	108	772
12.	Share of minority interest	202	137	144	542	-	-	-	-
13.	Share in (loss)/ profit of associates	-	-	40	40	-	-	-	-
14.	Net profit / (loss) (11-12+13)	1,223	476	183	1,457	1,189	242	108	772



DEN Networks Limited
UNAUDITED FINANCIAL RESULTS
FOR THE QUARTER ENDED 30 JUNE 2012

Part-I	Particulars	Consolidated				Standardized			
		Quarter ended 30.06.2012 (Unaudited)	Quarter ended 31.03.2012 (Unaudited)	Quarter ended 30.06.2011 (Unaudited)	Year ended 31.03.2012 (Unaudited)	Quarter ended 30.06.2012 (Unaudited)	Quarter ended 31.03.2012 (Unaudited)	Quarter ended 30.06.2011 (Unaudited)	Year ended 31.03.2012 (Unaudited)
15.	Paid-up Equity Share Capital (Face value Rs. 10/-)	13,273	13,049	13,049	13,049	13,273	13,049	13,049	13,049
16.	Reserves (Net of accumulated losses)				65,588				61,020
17.	EPS (Not annualised) (a) Basic EPS before and after Extraordinary items for the period, for the year to date and for the previous year (not to be annualised) (b) Diluted EPS before and after Extraordinary items for the period, for the year to date and for the previous year (not to be annualised)	0.92	0.36	0.14	1.12	0.90	0.19	0.08	0.59
		0.91	0.36	0.14	1.09	0.89	0.18	0.08	0.58
Part-II									
A	Particulars of shareholding								
1.	Aggregate of Public shareholding (a) Number of Shares (b) Percentage of Shareholding (c) Face Value per share (Rs.)	61,365,455 46.23 Rs. 10/-	59,125,455 45.31 Rs. 10/-	60,373,255 46.27 Rs. 10/-	59,125,455 45.31 Rs. 10/-	61,365,455 46.23 Rs. 10/-	59,125,455 45.31 Rs. 10/-	60,373,255 46.27 Rs. 10/-	59,125,455 45.31 Rs. 10/-
2.	Promoters and promoter group Shareholding a) Pledged/Encumbered - Number of shares - Percentage of shares (as a % of the total shareholding of promoter and promoter group) b) Non-encumbered - Percentage of shares (as a % of the total share capital of the company) - Number of shares - Percentage of shares (as a % of the total shareholding of promoter and promoter group) - Percentage of shares (as a % of the total share capital of the company)	NII NII NII	NII NII NII	NII NII NII	NII NII NII	NII NII NII	NII NII NII	NII NII NII	NII NII NII
		71,364,520 100.00	71,364,520 100.00	70,116,720 100.00	71,364,520 100.00	71,364,520 100.00	71,364,520 100.00	70,116,720 100.00	71,364,520 100.00
		53.77	54.69	53.73	54.69	53.77	54.69	53.73	54.69
B	Investor complaints Pending at the beginning of the quarter Received during the quarter Disposed of during the quarter Remaining unresolved at the end of the quarter	1 NII 1 NII	NII 2 1 1	NII 1 1 NII		1 NII 1 NII	NII 2 1 1	NII 1 1 NII	



Notes to the Financial Results:

- 1 The consolidated financial results and the standalone financial results of the Company for the quarter ended June 30, 2012 have been reviewed by the Audit Committee of the Board and have been approved by the Board of Directors at their respective meetings held on August 9, 2012.
- 2 With effect from April 1, 2012, Media Pro Enterprise India Private Limited [Media Pro] (a joint venture company of Star Den Media Services Private Limited which in turn is a joint venture company of Den Networks Limited) in its standalone financial results has started reporting Net Revenues (Gross Revenues less cost of distribution rights) as against reporting revenues on a gross basis in previous quarters and years. This regrouping has resulted in revenue and distribution cost being reflected by lesser amount i.e. Rs. 12,044.72 lakhs in the current quarter. However, this regrouping does not have any impact on the net consolidated results of the Company. Hence, the corresponding figures in the consolidated financial results pertaining to income from operations in previous quarter/year are not strictly comparable.
- 3 The Statutory Auditors of the Company have carried out the Limited Review of the standalone financial results of the Company for the quarter ended June 30, 2012.
- 4 This statement of financial results has been prepared by applying the accounting policies as adopted in the last audited annual financial statements for the year ended March 31, 2011.
- 5 The Initial Public Offer (IPO) proceeds have been utilised as per objects as stated in the Prospectus dated November 5, 2009 as under :-


Objects of the Issue	(Rs. In lakhs)	
	Proposed	Actual
Investment in the development of cable television infrastructure and services	21,000	21,000
Investment in the development of cable broadband infrastructure and services	2,500	102
Investment in acquisition of content and broadcasting rights	1,000	431
Repayment of loans	4,000	4,000
Fund expenditure for general corporate purposes	5,258	5,203
Share Issue Expenses	2,688	2,688
	36,446	33,424

- The unutilised balance of Rs. 3,022 lakhs has been retained as fixed deposits with banks.
- 6 The Company has not consolidated the results of one subsidiary company due to non availability of the management certified accounts. In the opinion of the management, the results are not significant to the Consolidated results.
- 7 The Company has total investments of Rs. 39,358.12 lakhs in subsidiary companies and a joint venture company. Of these, the Company has investment of Rs. 10,308.64 lakhs and has balances of loans/advances of Rs. 1,679.69 lakhs in various subsidiary companies whose Net Worth as at June 30, 2012 (as per management certified accounts) has fully/substantially eroded. Of these, Companies with investments aggregating to Rs. 312.48 lakhs and with balances of loans/advances of Rs. 25.30 lakhs, whose net worth is fully/substantially eroded have (as per management certified accounts), earned profits for the period ended June 30, 2012. The management of the Company expects that these subsidiary companies will have positive cash flows to adequately sustain its operations in the foreseeable future. Having regard to the long term investment and strategic involvement no provision for diminution of these investments has been considered necessary.
- 8 With regard to the stock options granted upto 31 March 2011 as per the Employee Stock Option Plan 2010, the Company has allotted 2,240,000 Equity Shares to DNL Employees Welfare Trust during the quarter ended 30 June 2012 for transfer to eligible employees upon exercise of stock options by them.



Notes to the Financial Results:

- 9 During the quarter under review, the Company has incurred a loss of Rs. 236.84 lakhs on account of foreign exchange fluctuation as against the loss of Rs. 47.36 lakhs in the previous quarter ending March 31, 2012.
- 10 The Company is engaged in the distribution of cable television and related services which is considered as the only reportable business segment. The company's operations are based in India.
- 11 The amounts for the previous periods have been reclassified/ regrouped to conform to the classifications adopted in the current quarter.

For DEN Networks Limited

SAMEER MANCHANDA
Chairman & Managing Director

New Delhi
August 9, 2012

