



April 11, 2018

**The National Stock Exchange of India Limited**  
Exchange Plaza, Fifth Floor  
Plot no. C/1, G- Block  
Bandra Kula Complex  
Bandra (E), Mumbai – 400051  
Symbol: DEN

**The BSE Limited**  
15<sup>th</sup> Floor, P J Towers  
Dalal Street, Mumbai - 400001  
Scrip Code: 533137

**Sub: - Shareholding Pattern under Regulation 31 of the SEBI (Listing Obligation and Disclosure Requirements) Regulations, 2015**

Dear Sir/ Madam,

Please find enclosed Shareholding Pattern of DEN Networks Limited for the quarter and financial year ended March 31, 2018 in compliance with Regulation 31 of SEBI (Listing Obligations and Disclosure Requirements) Regulations, 2015 in prescribed format.

You are requested to take note of the same.

Yours faithfully

For DEN Networks Limited


**Jatin Mahajan**  
(Company Secretary)  
Membership no. F6887

*Encl: As stated above.*

**DEN Networks Limited**

CIN: L92490DL2007PLC165673

Registered Office: 236, Okhla Industrial Estate, Phase - III, New Delhi - 110 020.

Landline : +91 11 40522200 || Facsimile: +91 40522203 || E-Mail : den@denonline.in || www.dennetworks.com

Format of Holding of Specified securities

1. Name of Listed Entity: DEN NETWORKS LIMITED
2. Scrip Code/Name of Scrip/Class of Security: 533137, DEN, EQUITY SHARES
3. Share Holding Pattern Filed under: Reg. 31(1)(a)/Reg.31(1)(b)/Reg.31(1)(c)
  - a. if under 31(1)(b) then indicate the report for quarter ending 31/03/2018
  - b. if under 31(1)(c) then indicate date of allotment/extinguishment
4. Declaration : The Listed entity is required to submit the following declaration to the extent of submission of information:

	Particulars	YES*	NO*
a	Whether the Listed Entity has issued any partly paid up shares		√
b	Whether the Listed Entity has issued any Convertible Securities or Warrants?		√
c	Whether the Listed Entity has any shares against which depository receipts are issued?		√
d	Whether the Listed Entity has any shares in locked-in?		√
e	Whether any shares held by promoters are pledge or otherwise encumbered?	√	

\*if the Listed Entity selects the option 'NO' for the questions above, the columns for the partly paid up shares, Outstanding Convertible Securities/Warrants, depository receipts, locked-in shares, No of shares pledged or otherwise encumbered by promoters, as applicable, shall not be displayed at the time of dissemination on the Stock Exchange website. Also wherever there is 'No' declared by Listed entity in above table the values will be considered as 'Zero' by default on submission of the format of holding of specified securities.

5. The tabular format for disclosure of holding of specified securities is as follows:




Table I - Summary Statement holding of specified securities

Category	Category of Shareholder	No of Shareholders	No of fully paid up equity shares held	No of Partly paid-up equity shares held	No of Shares Underlying Depository Receipts	Total No of Shares Held (VII) = (IV)+(V)+(VI)	Shareholding as a % of total no of shares (As a % of (A+B+C2))	Number of Voting Rights held in each class of securities			No of Shares Underlying Outstanding convertible securities (Including Warrants)	Shareholding as a % assuming full conversion of convertible Securities (as a percentage of diluted share capital)	Number of Locked In Shares		Number of Shares pledged or otherwise encumbered		Number of equity shares held in dematerialized form	
								No of Voting Rights	Total as a % of (A+B+C)				No.	As a % of total Shares held	No.	As a % of total Shares held		
								Class X	Class Y	Total								
(I)	(II)	(III)	(IV)	(V)	(VI)	(VII)	(VIII)	(IX)			(X)	(XI)	(XII)		(XIII)		(XIV)	
(A)	Promoter & Promoter Group	7	71360420	0	0	71360420	36.45	71360420	0	71360420	36.45	0	36.45	0	0.00	6000000	8.41	71360420
(B)	Public	12192	123957494	0	0	123957494	63.32	123957494	0	123957494	63.32	0	63.32	0	0.00	NA	NA	123762089
(C)	Non Promoter-Non Public																	
(C1)	Shares underlying DRs	0	0	0	0	0	NA	0	0	0	0.00	0	NA	0	0.00	NA	NA	0
(C2)	Shares held by Employes Trusts	1	457931	0	0	457931	0.23	457931	0	457931	0.23	0	0.23	0	0.00	NA	NA	457931
	<b>Total:</b>	<b>12200</b>	<b>195775845</b>	<b>0</b>	<b>0</b>	<b>195775845</b>	<b>100.00</b>	<b>195775845</b>	<b>0</b>	<b>195775845</b>	<b>100.00</b>	<b>0</b>	<b>100.00</b>	<b>0</b>	<b>0.00</b>	<b>6000000</b>	<b>8.41</b>	<b>195580440</b>





Table II - Statement showing shareholding pattern of the Promoter and Promoter Group

Category	Category & Name of the Shareholder	PAN	No of Shareholders	No of fully paid up equity shares held	No of Partly paid-up equity shares held	No of Shares Underlying Depository Receipts	Total No of Shares Held (IV+V+VI)	Shareholding as a % of total no of shares (calculated as per SCRR, 1957 (VIII) As a % of (A+B+C2)	Number of Voting Rights held in each class of securities			No of Shares Underlying Outstanding convertible securities (including Warrants)	Shareholding as a % assuming full conversion of convertible Securities (as a percentage of diluted share capital) (VII)+(X) As a % of (A+B+C2)	Number of Locked in Shares		Number of Shares pledged or otherwise encumbered		Number of equity shares held in dematerialized form	
									No of Voting Rights		Total as a % of (A+B+C)			No.	As a % of total Shares held	No.	As a % of total Shares held		
									Class X	Class Y	Total								
(I)	(II)	(III)	(IV)	(V)	(VI)	(VII)	(VIII)	(IX)			(X)	(XI)	(XII)		(XIII)	(XIV)			
(1)	Indian																		
(a)	Individuals/Hindu undivided Family		4	50807950	0	0	50807950	25.95	50807950	0	50807950	25.95	0	25.95	0	0.00	0	0.00	50807950
	VANDANA MANCHANDA	AAQPM4142R	1	370900	0	0	370900	0.19	370900	0	370900	0.19	0	0.19	0	0.00	0	0.00	370900
	KAVITA MANCHANDA	AAOPM4143Q	1	3757500	0	0	3757500	1.92	3757500	0	3757500	1.92	0	1.92	0	0.00	0	0.00	3757500
	SAMEER MANCHANDA	AARPM0062H	1	46654550	0	0	46654550	23.83	46654550	0	46654550	23.83	0	23.83	0	0.00	0	0.00	46654550
	SANJEEV MANCHANDA	AARPM0064B	1	25000	0	0	25000	0.01	25000	0	25000	0.01	0	0.01	0	0.00	0	0.00	25000
(b)	Central Government/State Government(s)		0	0	0	0	0	0.00	0	0	0	0.00	0	0.00	0	0.00	0	0.00	0
(c)	Financial Institutions/Banks		0	0	0	0	0	0.00	0	0	0	0.00	0	0.00	0	0.00	0	0.00	0
(d)	Any Other		3	20552470	0	0	20552470	10.50	20552470	0	20552470	10.50	0	10.50	0	0.00	6000000	29.19	20552470
	LUCID SYSTEMS PRIVATE LIMITED	AAACL6883D	1	16000000	0	0	16000000	8.17	16000000	0	16000000	8.17	0	8.17	0	0.00	6000000	37.50	16000000
	ACCESS EQUITY PRIVATE LIMITED	AABCA1218L	1	22800	0	0	22800	0.01	22800	0	22800	0.01	0	0.01	0	0.00	0	0.00	22800
	VERVE ENGINEERING PRIVATE LIMITED	AACCV7364H	1	4529670	0	0	4529670	2.31	4529670	0	4529670	2.31	0	2.31	0	0.00	0	0.00	4529670
	<b>Sub-Total (A){1}</b>		<b>7</b>	<b>71360420</b>	<b>0</b>	<b>0</b>	<b>71360420</b>	<b>36.45</b>	<b>71360420</b>	<b>0</b>	<b>71360420</b>	<b>36.45</b>	<b>0</b>	<b>36.45</b>	<b>0</b>	<b>0.00</b>	<b>6000000</b>	<b>8.41</b>	<b>71360420</b>
(2)	Foreign																		
(a)	Individuals (Non-Resident Individuals/Foreign																		
	Individuals		0	0	0	0	0	0.00	0	0	0	0.00	0	0.00	0	0.00	0	0.00	0
(b)	Government		0	0	0	0	0	0.00	0	0	0	0.00	0	0.00	0	0.00	0	0.00	0
(c)	Institutions		0	0	0	0	0	0.00	0	0	0	0.00	0	0.00	0	0.00	0	0.00	0
(d)	Foreign Portfolio Investor		0	0	0	0	0	0.00	0	0	0	0.00	0	0.00	0	0.00	0	0.00	0
(e)	Any Other		0	0	0	0	0	0.00	0	0	0	0.00	0	0.00	0	0.00	0	0.00	0
	<b>Sub-Total (A){2}</b>		<b>0</b>	<b>0</b>	<b>0</b>	<b>0</b>	<b>0</b>	<b>0.00</b>	<b>0</b>	<b>0</b>	<b>0</b>	<b>0.00</b>	<b>0</b>	<b>0.00</b>	<b>0</b>	<b>0.00</b>	<b>0</b>	<b>0.00</b>	<b>0</b>
	<b>Total Shareholding of Promoter and Promoter Group (A)=[A]{1}+[A]{2}</b>		<b>7</b>	<b>71360420</b>	<b>0</b>	<b>0</b>	<b>71360420</b>	<b>36.45</b>	<b>71360420</b>	<b>0</b>	<b>71360420</b>	<b>36.45</b>	<b>0</b>	<b>36.45</b>	<b>0</b>	<b>0.00</b>	<b>6000000</b>	<b>8.41</b>	<b>71360420</b>



Table III - Statement showing shareholding pattern of the Public shareholder

Category	Category & Name of the Shareholder	PAN	No of Shareholders	No of fully paid up equity shares held	No of Partly paid up equity shares held	No of Shares Underlying Depository Receipts	Total No of Shares Held (IV+V+VI)	Shareholding as a % of total no of shares (A+B+C2)	Number of Voting Rights held in each class of securities			No of Shares Underlying Outstanding convertible securities (Including Warrants)	Shareholding as a % assuming full conversion of convertible Securities (as a percentage of diluted share capital)	Number of Locked In Shares		Number of Shares pledged or otherwise encumbered		Number of equity shares held in dematerialized form	
									No of Voting Rights		Total as a % of (A+B+C)			No.	As a % of total Shares held	No.	As a % of total Shares held		
									Class X	Class Y	Total								
(I)	(II)	(III)	(IV)	(V)	(VI)	(VII)	(VIII)	(IX)			(X)	(XI)	(XII)		(XIII)	(XIV)			
(1)	Institutions																		
(a)	Mutual Funds		0	0	0	0	0	0.00	0	0	0	0.00	0	0.00	0	0.00	NA	NA	0
(b)	Venture Capital Funds		0	0	0	0	0	0.00	0	0	0	0.00	0	0.00	0	0.00	NA	NA	0
(c)	Alternate Investment Funds		0	0	0	0	0	0.00	0	0	0	0.00	0	0.00	0	0.00	NA	NA	0
(d)	Foreign Venture Capital Investors		0	0	0	0	0	0.00	0	0	0	0.00	0	0.00	0	0.00	NA	NA	0
(e)	Foreign Portfolio Investors		40	34733441	0	0	34733441	17.74	34733441	0	34733441	17.74	0	17.74	0	0.00	NA	NA	34733441
	GOVERNMENT PENSION FUND GLOBAL	AACCN1454E	1	2940000	0	0	2940000	1.50	2940000	0	2940000	1.50	0	1.50	0	0.00	NA	NA	2940000
	ACACIA BANYAN PARTNERS	AAGCA6900N	1	2080000	0	0	2080000	1.06	2080000	0	2080000	1.06	0	1.06	0	0.00	NA	NA	2080000
	MSD INDIA FUND, LTD	AAJCM9231B	1	4760839	0	0	4760839	2.43	4760839	0	4760839	2.43	0	2.43	0	0.00	NA	NA	4760839
	ACACIA PARTNERS, LP	AALFA7272K	1	4420000	0	0	4420000	2.26	4420000	0	4420000	2.26	0	2.26	0	0.00	NA	NA	4420000
	ACACIA INSTITUTIONAL PARTNERS, LP	AALFA7287Q	1	3640000	0	0	3640000	1.86	3640000	0	3640000	1.86	0	1.86	0	0.00	NA	NA	3640000
	ROUTE ONE OFFSHORE MASTER FUND L.P.	AANFR6339J	1	2595017	0	0	2595017	1.33	2595017	0	2595017	1.33	0	1.33	0	0.00	NA	NA	2595017
	ROUTE ONE FUND I, L.P.	AANFR6581N	1	2399730	0	0	2399730	1.23	2399730	0	2399730	1.23	0	1.23	0	0.00	NA	NA	2399730
	ACACIA CONSERVATION FUND LP	ABCFAB290P	1	2540300	0	0	2540300	1.30	2540300	0	2540300	1.30	0	1.30	0	0.00	NA	NA	2540300
(f)	Financial Institutions/Banks		3	1897148	0	0	1897148	0.97	1897148	0	1897148	0.97	0	0.97	0	0.00	NA	NA	1897148
(g)	Insurance Companies		0	0	0	0	0	0.00	0	0	0	0.00	0	0.00	0	0.00	NA	NA	0
(h)	Provident Funds/Pension Funds		0	0	0	0	0	0.00	0	0	0	0.00	0	0.00	0	0.00	NA	NA	0
(i)	Any Other																		
	FOREIGN CORPORATE BODIES		5	56080310	0	0	56080310	28.65	56080310	0	56080310	28.65	0	28.65	0	0.00	NA	NA	56080310
	TARA INDIA HOLDINGS A LTD	AACCT8437D	1	2704878	0	0	2704878	1.38	2704878	0	2704878	1.38	0	1.38	0	0.00	NA	NA	2704878
	BROAD STREET INVESTMENTS (SINGAPORE) PTE. LTD	AAFCA4970J	1	41828930	0	0	41828930	21.37	41828930	0	41828930	21.37	0	21.37	0	0.00	NA	NA	41828930
	MBD BRIDGE STREET 2013 INVESTMENTS (SINGAPORE) PTE	AAICM6046R	1	2882671	0	0	2882671	1.47	2882671	0	2882671	1.47	0	1.47	0	0.00	NA	NA	2882671
	MBD BRIDGE STREET 2016 INVESTMENTS (SINGAPORE) PTE	AAKCM6082H	1	2823822	0	0	2823822	1.44	2823822	0	2823822	1.44	0	1.44	0	0.00	NA	NA	2823822
	STANDARD CHARTERED IL AND FS ASIA INFRASTRUCTURE G	AAMCS7796N	1	5840009	0	0	5840009	2.98	5840009	0	5840009	2.98	0	2.98	0	0.00	NA	NA	5840009
	<b>Sub Total (B)(1)</b>		<b>48</b>	<b>92710899</b>	<b>0</b>	<b>0</b>	<b>92710899</b>	<b>47.36</b>	<b>92710899</b>	<b>0</b>	<b>92710899</b>	<b>47.36</b>	<b>0</b>	<b>47.36</b>	<b>0</b>	<b>0.00</b>	<b>NA</b>	<b>NA</b>	<b>92710899</b>
(2)	Central Government/State Government(s)/President of India		0	0	0	0	0	0.00	0	0	0	0.00	0	0.00	0	0.00	NA	NA	0
	<b>Sub Total (B)(2)</b>		<b>0</b>	<b>0</b>	<b>0</b>	<b>0</b>	<b>0</b>	<b>0.00</b>	<b>0</b>	<b>0</b>	<b>0</b>	<b>0.00</b>	<b>0</b>	<b>0.00</b>	<b>0</b>	<b>0.00</b>	<b>NA</b>	<b>NA</b>	<b>0</b>
(3)	Non-Institutions																		
(a)	i. Individual shareholders holding nominal share capital up to Rs.2 lakhs		11477	4313865	0	0	4313865	2.20	4313865	0	4313865	2.20	0	2.20	0	0.00	NA	NA	4256250
	ii. Individual shareholders holding nominal share capital in excess of Rs. 2 Lakhs		69	10994558	0	0	10994558	5.62	10994558	0	10994558	5.62	0	5.62	0	0.00	NA	NA	10856768



(b)	NBFCs Registered with RBI	6	4000	0	0	4000	0.00	4000	0	4000	0.00	0	0.00	0	0.00	NA	NA	4000
(c)	Employee Trusts	0	0	0	0	0	0.00	0	0	0	0.00	0	0.00	0	0.00	NA	NA	0
	Overseas Depositories (Holding																	
(d)	DRs)(Balancing figure)	0	0	0	0	0	0.00	0	0	0	0.00	0	0.00	0	0.00	NA	NA	0
(e)	Any Other																	
	TRUSTS	1	100	0	0	100	0.00	100	0	100	0.00	0	0.00	0	0.00	NA	NA	100
	ALTERNATIVE INVESTMENT FUND	2	1940100	0	0	1940100	0.99	1940100	0	1940100	0.99	0	0.99	0	0.00	NA	NA	1940100
	NON RESIDENT INDIANS	147	159490	0	0	159490	0.08	159490	0	159490	0.08	0	0.08	0	0.00	NA	NA	159490
	CLEARING MEMBERS	92	156515	0	0	156515	0.08	156515	0	156515	0.08	0	0.08	0	0.00	NA	NA	156515
	NON RESIDENT INDIAN NON REPATRIABLE	60	149626	0	0	149626	0.08	149626	0	149626	0.08	0	0.08	0	0.00	NA	NA	149626
	BODIES CORPORATES	290	13528341	0	0	13528341	6.91	13528341	0	13528341	6.91	0	6.91	0	0.00	NA	NA	13528341
	VISTRA ITCL INDIA LIMITED	AAAT19623J	1	2326051	0	2326051	1.19	2326051	0	2326051	1.19	0	1.19	0	0.00	NA	NA	2326051
	Sub Total (B)(3)	12144	31246595	0	0	31246595	15.96	31246595	0	31246595	15.96	0	15.96	0	0.00			31051190
	Total Public Shareholding (B) = (B)(1)+(B)(2)+(B)(3)	12192	123957494	0	0	123957494	63.32	123957494	0	123957494	63.32	0	63.32	0	0.00			123762089





Table IV - Statement showing shareholding pattern of the Non Promoter - Non Public Shareholder

Category	Category & Name of the Shareholder	PAN	No of Shareholders	No of fully paid up equity shares held	No of Partly paid-up equity shares held	No of Shares Underlying Depository Receipts	Total No of Shares Held (IV+V+VI)	Shareholding as a % of total no of shares (A+B+C2)	Number of Voting Rights held in each class of securities			No of Shares Underlying Outstanding convertible securities (Including Warrants)	Shareholding as a % assuming full conversion of convertible Securities (as a percentage of diluted share capital)	Number of Locked in Shares		Number of Shares pledged or otherwise encumbered		Number of equity shares held in dematerialized form	
									No of Voting Rights		Total as a % of (A+B+C)			No.	As a % of total	No.	As a % of total Shares held		
									Class X	Class Y	Total (IX)			(X)	(XI)	(XII)	(XIII)		(XIV)
(1)	Custodian/DR Holder		0	0	0	0	0	0.00	0	0	0	0.00	0	0.00	NA	NA	0		
(2)	SEBI(Share based Employee Benefit) Regulations 2014		1	457931	0	0	457931	0.23	457931	0	457931	0.23	0	0.23	0	0.00	NA	NA	457931
	<b>Total Non-Promoter-Non Public Shareholding (C) = (C)(1)+(C)(2)</b>		<b>1</b>	<b>457931</b>	<b>0</b>	<b>0</b>	<b>457931</b>	<b>0.23</b>	<b>457931</b>	<b>0</b>	<b>457931</b>	<b>0.23</b>	<b>0</b>	<b>0.00</b>				<b>457931</b>	



Details of the shareholders acting as persons in Concert including their Shareholding:			
Name of Shareholder	Name of PAC	No of shares	Holding%
<b>Total:</b>		<b>0</b>	<b>0</b>





Details of Shares which remain unclaimed may be given hear along with details such as number of shareholders,	
No of Shareholders	No of shares

